



LED DRIVER PRODUCT CATALOGUE

2023 V1.0

ABOUT MOSO

Established in 2009, MOSO Electronics Corp. is a national high-tech enterprise affiliated to the listed company MOSO Power Technology Co., Ltd. (stock code: 002660). The major business of the company is outdoor high-power LED driver power supply, which covers Road Lighting LED Driver, Horticulture Lighting LED Driver, High Power Lighting LED Driver, Industrial Lighting LED Driver, Decorative Lighting LED Driver, Urban Public Lighting LED Driver.

The company has industry-leading R&D capabilities and know-how with more than 200 patents. The R&D center was rated as "Shenzhen Municipal Technology Center" by Shenzhen Economic and Information Commission in 2011. In 2020, it was listed among the top 100 industry leaders in Shenzhen. In past three years, it has successively passed the accreditation of "Guangdong Province LED Smart Lighting Driver Power Engineering Technology Research Center" and "Guangdong Province Standardized High-power LED Driver Power Engineering Technology Research Center". The company has participated in the formulation, revision and review of more than 60 national standards, industry standards, local standards and team standards.

The headquarters of MOSO is located in Shenzhen, and its production bases are located in three places ---- Shenzhen, Huizhou(China) and Vietnam. The company has set up offices in Europe, North America, South America, the Middle East, Russia, Southeast Asia, Shanghai, Beijing, Xiamen, Zhongshan and other places. It has established an independent marketing and service network covering the world, and its products are sold to more than 100 countries and regions around the world. In addition, it has established cooperative relations with many well-known international and domestic brands.

Adhering to the development concept of "Technology Innovation and Product Supremacy", MOSO is committed to the development of efficient, reliable and intelligent LED driver power supply, and continues to drive the enterprise with innovation, strict quality control and continuous growing of business, and comprehensively improve the core competitiveness of the enterprise with the aim of leading the development of the industry with high-quality LED drivers.

Headquarter-Shenzhen



Manufacturing Center-Huizhou



Manufacturing Center- Vietnam



CONTENT

Road Lighting LED Driver

X6 75~320W Series	01
X6S(XCP) Series	03
X6E / X6E 056 Series	04
X6I Series	05
X7I Series	06
X7A Series	07
X6E D Series	08
U6 Series	09
U7 Series	10
X6(PHC) Series	11
X6L Series	12
V10 Series	13

Horticulture Lighting LED Driver

P1 Series	15
P1H Series	16
P6H Series	17

High Power Lighting LED Driver

X6 480~800W Series	18
S6 600W Series	19
S6 1800W Series	20

Industrial Lighting LED Driver

G6 /G6 T A12 Series	21
G6/G6T M Series	22
G6C Series	23
G6 D Series	24
G5(MTP) Series	25
A5(MEP) Series	26
N6(MNC) Series	27
N7L Series	28

Decorative Lighting LED Driver

V1(LSV) Series	29
V6E Series	31
V2 Series	33
V1R(MSV) Series	34

Urban Public Lighting LED Driver

X6S Series	35
------------	----

External Surge Protection Device

T1(MSP) Series	36
----------------	----

Appendix	37
----------	----

X6 Series Offline Programmable Intelligent LED Driver



Features

- ▶ Input voltage: 90 ~ 305Vac;
- ▶ Isolated constant power design;
- ▶ Off-line programmable;
- ▶ 12V/0.3A auxiliary output optional (for 320W);
- ▶ 0-5V/0-10V/PWM/timer dimming, optional reverse dimming, Dim-to-off, CLO, work log function;
- ▶ Surge protection: DM 6 KV, CM 10KV;
- ▶ All-around protection: output SCP, OVP, OTP;
- ▶ Ingress protection rating: IP67;
- ▶ Warranty: 5 years.

Application

- ▶ Road Lighting , Industrial Lighting and Landscape Lighting

Product Selection Guide

Model	Power (W)	Output voltage (Vdc)	Full power current adjustable range (A)	Default output current(A)	Typ. Eff.	Typ. PF	Dimensions (L*W*H)mm
X6-075Y041	75	20~41	1.83~2.67	20~36V/2.10	88.0%	0.96	129*68*37
X6-075Y062	75	38~62	1.21~1.88	38~53V/1.40	89.0%	0.96	129*68*37
X6-075Y108	75	54~108	0.70~1.05	54~108V/0.70	90.0%	0.96	129*68*37
X6-105Y041	105	20~41	2.56~3.50	20~37V/2.80	90.0%	0.96	154*68*37
X6-105Y062	105	38~62	1.69~2.50	38~50V/2.10	91.0%	0.97	154*68*37
X6-105Y100	105	50~100	1.05~1.40	50~75V/1.40	91.0%	0.97	154*68*37
X6-105Y150	105	75~150	0.70~1.05	75~100V/1.05	92.0%	0.97	154*68*37
X6-150Y041	150	20~41	3.66~5.40	20~35V/4.20	91.0%	0.97	174*68*37
X6-150Y062	150	38~62	2.42~3.60	38~47V/3.15	91.0%	0.96	174*68*37
X6-150Y108	150	54~108	1.40~2.10	54~71V/2.10	91.0%	0.96	174*68*37
X6-150Y143	150	80~143	1.05~1.50	80~143V/1.05	92.0%	0.97	174*68*37
X6-150Y214	150	107~214	0.70~1.05	107~214V/0.70	92.0%	0.97	174*68*37
X6-200Y041	200	20~41	4.88~6.67	20~36V/5.56	91.0%	0.97	194*68*39
X6-200Y062	200	38~62	3.23~5.00	38~41V/4.90	92.0%	0.97	194*68*39
X6-200Y096	200	48~96	2.10~3.00	48~71V/2.80	92.5%	0.97	194*68*39
X6-200Y143	200	70~143	1.40~2.10	70~143V/1.40	93.0%	0.97	194*68*39
X6-200Y191	200	96~191	1.05~1.50	96~190V/1.05	93.0%	0.97	194*68*39
X6-200Y286	200	143~286	0.70~1.05	143~286V/0.70	92.0%	0.97	194*68*39
X6-240Y041	240	20~41	5.86~7.50	20~35V/6.70	92.0%	0.97	209*68*39
X6-240Y062	240	38~62	3.88~5.71	38~48V/5.00	92.0%	0.97	209*68*39
X6-240Y171	240	85~171	1.40~2.10	85~171V/1.40	93.0%	0.97	209*68*39
X6-240Y229	240	114~229	1.05~1.50	114~228V/1.05	93.0%	0.97	209*68*39
X6-240Y343	240	171~343	0.70~1.05	171~343V/0.70	93.5%	0.97	209*68*39
X6-320Y041Z *	320	20~41	7.80~10.00	20~36V/8.90	92.0%	0.96	231*98*42
X6-320Y062Z	320	38~62	5.20~7.50	38~47V/6.70	93.0%	0.96	231*98*42
X6-320Y143Z	320	72~143	2.24~3.20	72~114V/2.80	93.0%	0.96	231*98*42
X6-320Y230Z	320	115~230	1.39~2.10	115~152V/2.10	92.0%	0.96	231*98*42
X6-320Y457Z	320	228~457	0.70~1.10	228~304V/1.05	93.0%	0.97	231*98*42

Note:

- 1.Y=M, programmable output with 0-5V/0-10V/PWM/timer dimming; Y=V, output current adjustable through built-in potentiometer.
- 2.Z=A12, output with 12V/0.3A auxiliary power supply; Z=Blank, no auxiliary output.

X6S(XCP) Series-Class II Programmable Intelligent LED Driver



Features

- ▶ Input voltage: 90 ~ 305Vac;
- ▶ Isolated constant power Class II design;
- ▶ Off-line programmable;
- ▶ 0-5V/0-10V/PWM/timer dimming, CLO;
- ▶ Surge protection: DM 5KV;
- ▶ All-around protection: output SCP, OVP, OTP;
- ▶ Ingress protection rating: IP67;
- ▶ Warranty: 5 years.

Application


- ▶ Road Lighting , Industrial Lighting and Landscape Lighting

Product Selection Guide

Model	Power (W)	Output voltage (Vdc)	Full power current adjustable range (A)	Default output current(A)	Typ. Eff.	Typ. PF	Dimensions (L*W*H)mm
XCP-075Y062*	75	38~62	1.21~1.88	38~53V/1.40	89.0%	0.96	129*68*37
XCP-075Y108	75	54~108	0.70~1.05	54~108V/0.70	90.0%	0.96	129*68*37
XCP-105Y062	105	38~62	1.69~2.50	38~50V/2.10	91.0%	0.97	154*68*37
XCP-105Y150	105	75~150	0.70~1.05	75~100V/1.05	92.0%	0.97	154*68*37
XCP-150Y062	150	38~62	2.42~3.60	38~47V/3.15	91.0%	0.97	174*68*37
XCP-150Y214	150	107~214	0.70~1.05	107~214V/0.70	92.0%	0.97	174*68*37
XCP-200Y062	200	38~62	3.23~5.00	38~47V/4.20	92.0%	0.97	194*68*39
XCP-200Y286	200	143~286	0.70~1.05	143~286V/0.70	92.0%	0.97	194*68*39
XCP-240Y062	240	38~62	3.88~5.71	38~48V/5.00	92.0%	0.97	209*68*39
XCP-240Y343	240	171~343	0.70~1.05	171~343V/0.70	93.5%	0.97	209*68*39
XCP-320Y062	320	38~62	5.20~7.50	38~47V/6.70	93.0%	0.97	232*98*42
XCP-320Y457	320	228~457	0.70~1.10	228~304V/1.05	93.0%	0.97	232*98*42

Note: Y=M, programmable output with 0-5V/0-10V/PWM/timer dimming; Y=V, output current adjustable through built-in potentiometer.

X6E / X6E 056 Series Programmable Intelligent LED Driver



Features

- ▶ Input voltage: 90 ~ 305Vac;
- ▶ Full power working range: 176~305Vac;
- ▶ Isolated constant power design;
- ▶ 0-10V/PWM/timer dimming;
- ▶ All-around protection: input low voltage automatic derating, output SCP, OVP, OTP;
- ▶ Off-line programmable;
- ▶ Surge protection: DM 6KV, CM 10KV;
- ▶ Ingress protection rating: IP67;
- ▶ Warranty: 5 years.

Application

- ▶ Road Lighting , Industrial Lighting and Landscape Lighting

Product Selection Guide

Model	Power (W)	Output voltage (Vdc)	Full power current adjustable range (A)	Default output current(A)	Typ. Eff.	Typ. PF	Dimensions (L*W*H)mm
X6E-075Y056	75	28-56	1.35-2.15	28-36V/1.55	88.0%	0.97	132*68*35
X6E-075Y075	75	42-75	1.00-1.50	42~50V/1.50	88.0%	0.97	128*68*37
X6E-075Y108	75	54-108	0.70~1.05	54~108V/0.70	88.0%	0.97	128*68*37
X6E-100Y056	100	28-56	1.78-2.85	28-49V/2.05	89.0%	0.97	138*68*35
X6E-100Y100	100	56-100	1.00-1.50	56-67V/1.50	90.0%	0.97	133*68*37
X6E-100Y143	100	72-143	0.70-1.05	72-96V/1.05	90.0%	0.97	133*68*37
X6E-150Y056	150	28-56	2.70-4.30	28-32V/3.10	90.0%	0.97	171*68*37
X6E-150Y150	150	85-150	1.00-1.50	85-100V/1.50	90.0%	0.97	158*68*39
X6E-150Y214	150	115-214	0.70-1.05	115-143V/1.05	91.0%	0.97	158*68*39
X6E-200Y056	200	30-56	3.57-5.70	30-48V/4.15	91.0%	0.97	197*68*37
X6E-200Y200	200	120-200	1.00-1.50	120-133V/1.50	92.0%	0.97	174*68*39
X6E-200Y286	200	156-286	0.70-1.05	156-190/1.05	92.0%	0.97	174*68*39
X6E-240Y056	240	30-56	4.30-6.85	30-48V/5.00	93.0%	0.97	207*68*37
X6E-240Y240	240	130-240	1.00-1.50	130-160V/1.50	93.0%	0.97	194*68*39
X6E-240Y343	240	171-343	0.70-1.05	171-228V/1.05	93.0%	0.97	194*68*39

Note:

Y=M, programmable output with 0-5V/0-10V/PWM/timer dimming; Y=V, adjustable through built-in potentiometer.

X6I Series BIS Version Programmable Intelligent LED Driver



Features

- ▶ Input voltage: 90 ~ 305Vac;
- ▶ Isolated constant power design;
- ▶ Off-line programmable;
- ▶ All-around protection: input 440Vac OVP, output SCP, OVP, OTP;
- ▶ 0-10V/PWM/timer dimming, CLO;
- ▶ Surge protection: DM 5KV, CM 10KV;
- ▶ Ingress protection rating: IP67;
- ▶ Warranty: 5 years.

Application

- ▶ Road Lighting , Industrial Lighting and Landscape Lighting

Product Selection Guide

Model	Power (W)	Output voltage (Vdc)	Full power current adjustable range (A)	Default output current(A)	Typ. Eff.	Typ. PF	Dimensions (L*W*H)mm
X6I-075Y062*	75	38~62	1.21~1.88	38~53V/1.40	89.0%	0.96	129*68*37
X6I-075Y108	75	54~108	0.70~1.05	54~108V/0.70	90.0%	0.96	129*68*37
X6I-105Y062	105	38~62	1.69~2.50	38~50V/2.10	91.0%	0.97	154*68*37
X6I-105Y150	105	75~150	0.70~1.05	75~100V/1.05	92.0%	0.97	154*68*37
X6I-150Y062	150	38~62	2.42~3.60	38~47V/3.15	91.0%	0.96	174*68*37
X6I-150Y214	150	107~214	0.70~1.05	107~214V/0.70	92.0%	0.97	174*68*37
X6I-200Y062	200	38~62	3.23~5.00	38~47V/4.90	92.0%	0.97	194*68*39
X6I-200Y286	200	143~286	0.70~1.05	143~286V/0.70	92.0%	0.97	194*68*39
X6I-240Y062	240	38~62	3.88~5.71	38~48V/5.00	92.0%	0.97	209*68*39
X6I-240Y343	240	171~343	0.70~1.05	171~343V/0.70	93.5%	0.97	209*68*39

Note: Y=M, programmable output with 0~10V/PWM/Timer dimming; Y=V, output current adjustable through built-in potentiometer.

X7I Series Isolated Constant Intelligent LED Driver



Features

- ▶ Universal input voltage: 108~305Vac
- ▶ Full power work range: 140~305Vac;
- ▶ Isolate constant power design;
- ▶ Adjustable output current with potentiometer;
- ▶ 440Vac Protection: >48hours;
- ▶ High surge protection: DM 6KV, CM 10KV;
- ▶ Protections: input UVP / OVP, output SCP / OVP / OTP;
- ▶ Suitable for dry / damp / wet locations;
- ▶ Ingress protection rating: IP67;
- ▶ 5 years warranty.

Application

- ▶ Road Lighting , Industrial Lighting and Landscape Lighting

Product Selection Guide

Model	Power (W)	Output voltage (Vdc)	Full power current adjustable range (A)	Default output current(A)	Typ. Eff.	Typ. PF	Dimensions (L*W*H)mm
X7I-105V150	105	75-150	0.70-1.05	0.70	91.0%	0.97	134*68*35
X7I-150V214	150	115-214	0.70-1.05	0.70	92.0%	0.97	163*68*37
X7I-200V286	200	156-286	0.70~1.05	0.70	92.5%	0.97	176*68*37
X7I-240V343	240	171-343	0.70~1.05	0.70	92.5%	0.97	189*68*37

X7A Series Auxiliary Source Series Intelligent LED Driver



Features

- ▶ Input voltage: 90 ~ 305Vac;
- ▶ Isolated constant power design;
- ▶ NFC adjustable;
- ▶ 0-10V/PWM/resistance dimming, Dim-to-off;
- ▶ 12V/0.25A;
- ▶ Standby power consumption: <0.5W;
- ▶ Surge protection: DM 6KV, CM 10KV;
- ▶ All-around protection: input UVP, output SCP, OVP, OTP;
- ▶ Ingress protection rating: IP67;
- ▶ Warranty: 5 years.

Application

- ▶ Road Lighting, Industrial Lighting, Landscape Lighting, Horticulture Lighting

Product Selection Guide

Model	Power (W)	Output voltage (Vdc)	Full power current adjustable range (A)	Default output current(A)	Typ. Eff.	Typ. PF	Dimensions (L*W*H)mm
X7-075M056A12	75	28-56	1.35-2.15	1.45	89.0%	0.97	146*72*37
X7-075M108A12	75	54-108	0.70-1.05	0.70	89.0%	0.97	146*72*37
X7-100M056A12	100	28-56	1.78-2.85	2.05	90.0%	0.97	160*72*37
X7-100M143A12	100	72-143	0.70-1.05	0.70	90.0%	0.97	160*72*37
X7-150M056A12	150	28-56	2.70-4.30	3.10	91.0%	0.97	183*72*37
X7-150M214A12	150	107-214	0.70-1.05	0.70	91.0%	0.97	183*72*37
X7-200M056A12	200	28-56	3.57-5.70	4.15	91.0%	0.97	199*72*38
X7-200M286A12	200	143-286	0.70-1.05	0.70	93.0%	0.97	199*72*38
X7-240M056A12	240	28-56	4.30-6.85	5.00	92.0%	0.97	231*72*39
X7-240M343A12	240	171-343	0.70-1.05	0.70	93.0%	0.97	222*72*39

X6E Series DALI-2 Programmable Intelligent LED Driver



Features

- ▶ Input voltage: 90 ~ 305Vac;
- ▶ Full power working range: 176~305Vac;
- ▶ Isolated constant power design;
- ▶ DALI-2& timer dimming, Dim-to-off;
- ▶ All-around protection: input low voltage automatic derating, output SCP, OVP, OTP;
- ▶ NFC adjustable;
- ▶ Standby power consumption: <0.5W;
- ▶ Surge protection: DM 6KV, CM 10KV;
- ▶ Ingress protection rating: IP67;
- ▶ Warranty: 5 years.

Application

- ▶ Road Lighting , Industrial Lighting and Landscape Lighting

Product Selection Guide

Model	Power (W)	Output voltage (Vdc)	Full power current adjustable range (A)	Default output current(A)	Typ. Eff.	Typ. PF	Dimensions (L*W*H)mm
X6E-075D056	75	28-56	1.35-2.15	1.45	88.0%	0.97	149*72*37
X6E-075D108	75	54-108	0.70-1.05	0.70	90.0%	0.96	149*72*37
X6E-100D056	100	28-56	1.78-2.85	2.05	89.0%	0.97	149*72*37
X6E-100D143	100	72-143	0.70~1.05	0.70	90.0%	0.96	149*72*37
X6E-150D056	150	28-56	2.70-4.30	3.10	89.0%	0.97	178*72*39
X6E-150D214	150	107-214	0.70-1.05	0.70	91.0%	0.97	178*72*39
X6E-200D056	200	28-56	3.57-5.70	4.15	91.0%	0.97	199*72*39
X6E-200D286	200	143-286	0.70~1.05	0.70	92.0%	0.97	199*72*39
X6E-240D056	240	28-56	4.30-6.85	4.30	93.0%	0.97	214*72*39
X6E-240D343	240	171-343	0.70~1.05	0.70	93.0%	0.97	209*72*39

U6 Series DALI-2 Programmable Intelligent LED Driver



Features

- ▶ Input voltage: 176 ~ 264Vac;
- ▶ Isolated constant power design;
- ▶ NFC programmable;
- ▶ DALI-2, timer dimming, Dim-to-off;
- ▶ 24V/0.25A;
- ▶ All-around protection: external NTC, input UVP, output SCP, OVP, OTP;
- ▶ Standby power consumption: <0.5W;
- ▶ Surge protection: DM 6KV, CM 10KV;
- ▶ Applicable lamps: Class I & Class II;
- ▶ Zhaga interface: Book13;
- ▶ Warranty: 5 years.

Application

- ▶ Road Lighting

Product Selection Guide

Model	Power (W)	Output voltage (Vdc)	Full power current adjustable range (A)	Default output current (A)	Typ. Eff.	Typ. PF	Dimensions (L*W*H)mm
U6-040D057	40	20~57	0.70~1.05	0.70	87.0%	0.97	123*79*31
U6-080D115	80	35~115	0.70~1.05	0.70	93.0%	0.97	133*77*40
U6-120D172	120	75~172	0.70~1.05	0.70	93.0%	0.98	133*77*40
U6-165D236	165	105~236	0.70~1.05	0.70	93.0%	0.98	170*100*40
U6-200D286	200	143~286	0.70~1.05	0.70	94.0%	0.98	170*100*40

U7 Series DALI-2&D4i Intelligent LED Driver



Features

- ▶ Input voltage: 176 ~ 305Vac;
- ▶ Isolated constant power design;
- ▶ DALI-2&D4i, timer dimming, Dim-to-off;
- ▶ 24V/0.25A, built-in 16V bus power supply;
- ▶ All-around protection: external NTC, input UVP, output SCP, OVP, OTP;
- ▶ NFC programmable;
- ▶ Standby power consumption: <0.5W;
- ▶ Surge protection: DM 6KV, CM 10KV;
- ▶ Applicable lamps: Class I & Class II;
- ▶ Zhaga interface: Book13;
- ▶ Warranty: 5 years.

Application

- ▶ Road Lighting

Product Selection Guide

Model	Power (W)	Output voltage (Vdc)	Full power current adjustable range (A)	Default output current(A)	Typ. Eff.	Typ. PF	Dimensions (L*W*H)mm
U7-026D038	26	20-38	0.70~1.05	0.70	86.0%	0.95	133*77*40
U7-040D057	40	28-57	0.70~1.05	0.70	88.0%	0.98	133*77*40
U7-060D086	60	38-86	0.70~1.05	0.70	89.0%	0.98	133*77*40
U7-080D115	80	35~115	0.70~1.05	0.70	91.0%	0.97	133*77*40
U7-120D172	120	75~172	0.70~1.05	0.70	92.0%	0.97	133*77*40
U7-165D236	165	115~236	0.70~1.05	0.70	93.0%	0.97	171*101*41
U7-200D286	200	143~286	0.70~1.05	0.70	93.0%	0.97	171*101*41

X6(PHC)Series Programmable Intelligent LED Driver



Features

- ▶ Input voltage: 90 ~ 305Vac;
- ▶ Isolated constant current design, flicker free (optional);
- ▶ Output programming adjustable;
- ▶ 0-5V/0-10V/PWM/timer dimming, reverse dimming optional;
- ▶ All-around protection: input OVP, output SCP, OVP, OTP;
- ▶ THD<10%;
- ▶ Surge protection: DM 4KV, CM 6KV;
- ▶ Ingress protection rating: IP67;
- ▶ Warranty: 5 years.

Application

▶ Road Lighting , Industrial Lighting and Landscape Lighting

Product Selection Guide

Model	Power (W)	Output voltage (Vdc)	Output current(A)	Typ. Eff.	Typ. PF	Dimensions (L*W*H)mm
PHC-042M036	42	20 ~ 36	1.17	85.0%	0.96	117*67*37
PHC-042M048	42	38 ~ 48	0.90	87.0%	0.96	117*67*37
PHC-042M062	42	30 ~ 62	0.70	87.0%	0.96	117*67*37
PHC-060M036	60	20 ~ 36	1.67	86.0%	0.97	132*67*37
PHC-060M048	60	38 ~ 48	1.30	87.0%	0.97	132*67*37
PHC-060M062	60	30 ~ 62	0.97	86.0%	0.97	132*67*37

X6L Series 3-in-1 Dimming LED Driver



Features

- ▶ Input voltage: 90 ~ 305Vac;
- ▶ Isolated constant current design, flicker free (optional);
- ▶ Potentiometer adjustment;
- ▶ Standby power consumption: <0.5W;
- ▶ 0-10V/PWM/resistance dimming, Dim-to-off;
- ▶ 0-10V reverse dimming optional;
- ▶ THD<10%;
- ▶ Surge protection: DM 4KV, CM 6KV;
- ▶ All-around protection: output SCP, OVP;
- ▶ Ingress protection rating: IP67;
- ▶ Warranty: 5 years.

Application

▶ Road Lighting , Industrial Lighting and Landscape Lighting

Product Selection Guide

Model	Power (W)	Output voltage (Vdc)	Output current adjustable range (A)	Default output current(A)	Typ. Eff.	Typ. PF	Dimensions (L*W*H)mm
X6-036Y052L	36	28-52	0.70-0.80	28-45V/0.80	0.88	0.96	119*65*34
X6-042Y052L	42	28-52	0.80 -0.94	28-45V/0.94	0.88	0.96	119*65*34
X6-060Y052L	60	28-52	1.15-1.34	28-45V/1.34	0.88	0.96	119*65*34

Note: non suffix-flicker free.

5G Smart Light Pole Digital Power Supply



Features

- ▶ Input voltage: 176 ~ 264Vac;
- ▶ Driving solution: intelligent digital power control design;
- ▶ All-around protection: AC input protection, AC output protection, DC output protection;
- ▶ Surge protection: DM 6KV, CM 6KV;
- ▶ Working status indication: LED indicator, green indicates normal working status, and off status indicates fault status;
- ▶ Energy management: input and output with metering function, convenient for energy statistics and management;
- ▶ Intelligent IoT: RS485 communication interface, remote control, real-time monitoring and uploading of operating data, data sharing and management;
- ▶ Efficient operation and maintenance: real-time status reporting, fault traceability;
- ▶ Controllable output: remote control on time, on demand and by level;
- ▶ Remote upgrade: convenient for product iteration or function expansion;
- ▶ Flexible installation: support vertical wall hanging and horizontal laying;
- ▶ Ingress protection rating: IP65;
- ▶ Warranty: 5 years.

Application

- ▶ Road Lighting.

Output

Classification	Specifications/ Requirements	Function Description	Remarks
DC output	5~24Vdc stepless adjustable, 2 independent groups	Remote switch, fault feedback and alarm function. The voltage is customized by programming with default 5Vdc and 24Vdc output	5V:4.0A 12V:4.2A 24V:2.5A
	80W/12Vdc (2 groups in parallel)	Remote switch, fault feedback and alarm function.	Output ±5% accuracy
	100W/48Vdc (2 groups in parallel)	Remote switch, fault feedback and alarm function.	Output ±5% accuracy
AC output	220VAC/10A, 3 groups	Each group works independently; With remote switch, power metering, fault feedback and fault alarm.	/

Protection

Technical requirements for DC protection		Technical requirements
1	OCP	After the fault is removed, it will automatically resume
2	SCP	No damage to short-circuit products, after the short-circuit is removed, it will automatically resume
3	OTP	Tc≥85±10°C, the product enters the high-temperature protection state, and automatically resumes after the over-temperature is lifted
4	Cooling method	Natural cooling
Technical Requirements for AC Protection		Technical requirements
1	Input OCP	Input over current, close the bypass output, after the fault is removed, it will automatically resume
2	Output OCP	The over current point can be set through RS485, after the fault is removed, it will automatically resume
3	Output OVP/UVP	The over current point can be set through RS485, after the fault is removed, it will automatically resume
4	Output SCP	No damage to short-circuit products, turn off the output, restart or restart through RS485
5	Leakage protection	The leakage protection point can be set through RS485. After the fault removed, it will automatically resume.

Communication description

- ▶ Through RS485 communication to realize real-time monitoring and management of multi-function pole plug-in equipment. At the same time, the cloud platform is connected through the gateway to realize real-time data sharing and management.

Communication parameters		Technical requirements
1	Protocol Adopt MODBUS-RTU	Communication protocol
2	Baud rate	9600bps
3	Stop	Bit 1
4	Check	None
5	Data stream	None
6	Wiring definition	Purple - A, Gray - B, Black and white- GND

P1 Series Horticulture Lighting Intelligent LED Driver



Class P  CB    

Features

- ▶ Input voltage: 108 ~ 305Vac;
- ▶ Isolated constant power design;
- ▶ Off-line programmable;
- ▶ 12V/0.2A;
- ▶ Ingress protection rating: IP67;
- ▶ 0-10V/PWM/timer dimming, Dim-to-off;
- ▶ Surge protection: DM 4KV, CM 6KV(320~600W); DM 6KV, CM 10KV(680~800W);
- ▶ All-around protection: hot plug operation (optional), SCP, OVP, OTP;
- ▶ Warranty: 5 years.

Application

- ▶ Horticulture Lighting

Product Selection Guide

Model	Power (W)	Output voltage (Vdc)	Full power current adjustable range (A)	Typ. Eff.	Typ. PF	Dimensions (L*W*H)mm
P1-320M056A12	320	38-56	5.72~6.25	93.0%	0.97	285*85*50
P1-400M056A12	400	38-56	7.15~8.33	94.0%	0.97	285*85*50
P1-600M056A12	600	38-54	11.11~11.70	94.0%	0.97	301*106*50
P1-680M056A12	680	38-56	12.15~14.17	94.0%	0.97	341*106*50
P1-680M305A12	680	153-305	2.23~2.84	95.0%	0.97	341*106*50
P1-800M056A12	800	30~56	14.29~16.67	95.0%	0.96	381*106*50
P1-800M268A12	800	134~268	3.00~4.45	95.0%	0.96	381*106*50

Note: RJ port is optional (RJ port is not waterproof)

P1H Series Horticulture Lighting Intelligent Driver



Class P  CB    

Features

- ▶ Input voltage: 249 ~ 528Vac;
- ▶ Isolated constant power design;
- ▶ Off-line programmable;
- ▶ 12V/0.2A;
- ▶ 0-10V/PWM/timer dimming, Dim-to-off;
- ▶ Surge protection: DM 4KV, CM 6KV;
- ▶ All-around protection: hot plug operation (optional), SCP, OVP, OTP;
- ▶ Ingress protection rating: IP67;
- ▶ Warranty: 5 years.

Application

- ▶ Horticulture Lighting

Product Selection Guide

Model	Power (W)	Output voltage (Vdc)	Full power current adjustable range (A)	Typ. Eff.	Typ. PF	Dimensions (L*W*H)mm
P1H-320M056A12	320	38-56	5.93~6.25	94.0%	0.95	285*85*50
P1H-600M056A12	600	38-56	11.11~11.7	95.0%	0.95	301*106*50
P1H-680M305A12	680	153-305	2.23~2.84	95.0%	0.95	341*106*50

P6H Series Horticulture Lighting Intelligent Driver



Features

- ▶ Input voltage: 198 ~ 440Vac;
- ▶ Non-isolated design, efficiency up to 97%;
- ▶ Potentiometer adjustment;
- ▶ 12V/0.2A;
- ▶ Standby power consumption: <0.5W;
- ▶ 0-10V/PWM/resistance dimming;
- ▶ Dim-to-off without afterglow;
- ▶ Inrush current: <12A;
- ▶ Surge protection: DM 4KV, CM 6KV;
- ▶ All-around-protection: SCP, OVP, OTP;
- ▶ Warranty: 5 years.

Application

- ▶ Horticulture Lighting

Product Selection Guide

Model	Power (W)	Output voltage (Vdc)	Full power current range (A)	Default output current(A)	Typ. Eff.	Typ. PF	Dimensions (L*W*H)mm
P6H-200M360A12H	200	240~360	0.56~0.80	0.80	95.0%	0.95	333*43*40
P6H-400M350A12H	400	175~350	1.15~2.00	2.00	95.0%	0.95	425*43*40
P6H-400M500A12H	400	250~500	0.80~1.40	1.40	96.0%	0.95	452*43*40
P6H-550M350A12H	550	183~350	1.57~3.00	3.00	95.5%	0.95	452*44*41
P6H-400V400	400	250~400	0.80~1.20	1.20	96.0%	0.95	400*43*40
P6H-400V500	400	250~500	1.0~1.40	1.40	96.0%	0.95	400*43*40

X6 Series High-power Programmable Intelligent LED Driver



Features

- ▶ Input voltage: 90 ~ 305Vac (X6 series);
198 ~ 528Vac (X6H series);
- ▶ Isolated constant power design;
- ▶ Off-line programmable;
- ▶ 0-10V/PWM/timer dimming;
- ▶ Dim-to-off;
- ▶ 12V/0.2A;
- ▶ Surge protection: DM 6KV, CM 10KV;
- ▶ All-around protection: SCP, OVP, OTP;
- ▶ Ingress protection rating: IP67;
- ▶ Warranty: 5 years.

Application

- ▶ Stadium and Port Lighting

Product Selection Guide

Model	Power (W)	Output voltage (Vdc)	Full power current adjustable range (A)	Default output current(A)	Typ. Eff.	Typ. PF	Dimensions (L*W*H)mm
X6-480M060A12	480	30~60	8.00~10.00	30~58V/8.20	93.5%	0.97	277*125*40
X6-480M268A12	480	134~268	1.80~2.40	122~218V/2.20	94.5%	0.97	277*125*40
X6-600M056A12	600	27~56	10.70~12.50	30~53V/11.20	94.0%	0.97	277*144*49
X6-600M134A12	600	54~134	4.48~5.60	54~107V/5.60	94.5%	0.97	277*144*49
X6-600M268A12	600	134~268	2.24~2.80	134~214V/2.80	94.5%	0.97	277*144*49
X6-600M428A12	600	240~428	1.40~1.75	240~428V/1.40	95.0%	0.97	277*144*49
X6-680M056A12	680	38~56	12.15~15.00	38~48V/14.17	94.5%	0.97	281*135*46
X6H-800M056A12	800	30~56	14.30~16.67	30~56V/14.30	95.0%	0.97	258*160*50

Note: 1. certifications of 800W-CB/CE/ENEC/UL/FCC;
2. certifications of X6-680W-CE/UL/FCC.

S6 Series 600W Stadium Intelligent LED Driver



Features

- ▶ Input voltage: 198~528Vac;
- ▶ Isolated constant power design;
- ▶ DMX512/DALI-2 control optional;
- ▶ Ultra low ripple: <2%;
- ▶ PF: >0.97@100% load;
- ▶ THD<10%@100% load;
- ▶ Inrush current: <35A@480VAC;
- ▶ Surge protection: DM 6KV, CM 10KV;
- ▶ All-around protection: SCP, OVP, OPP, OTP;
- ▶ Ingress protection rating: IP66, IK08;
- ▶ Ambient temperature: -40°C ~ 50°C ;
- ▶ Warranty: 5 years.

Application


- ▶ Stadium Lighting

Product Selection Guide

Model	Power (W)	Output voltage (Vdc)	Full power current range (A)	Default output current(A)	Typ. Eff.	Typ. PF	Dimensions (L*W*H)mm
S6-600D360	600	172-360	1.67-3.00	172-285V/2.10	94.0%	0.97	335*144*59
S6-600D520	600	260-520	1.16-1.88	260-500V/1.20	94.5%	0.95	335*144*59
S6-600R360	600	172-360	1.67-3.00	172-285V/2.10	94.0%	0.97	335*144*59
S6-600R520	600	260-520	1.16-1.88	260-500V/1.20	94.5%	0.95	335*144*59

Note: D: DALI-2
R: DMX512

S6 Series 1800W Stadium Intelligent LED Driver



Features

- ▶ Input voltage: 198~440Vac;
- ▶ Non-isolated constant power design;
- ▶ DMX512/DALI-2 control optional;
- ▶ Ultra low ripple: <2%;
- ▶ PF: >0.97@100% load;
- ▶ THD<10%@100% load;
- ▶ Inrush current: <35A@400VAC;
- ▶ Surge protection: DM 10KV, CM 10KV;
- ▶ All-around protection: SCP, OVP, OPP, OTP;
- ▶ Ingress protection rating: IP66, IK08;
- ▶ Ambient temperature: -40°C ~ 50°C ;
- ▶ Warranty: 5 years.

Application

- ▶ Stadium Lighting

Product Selection Guide

Model	Power (W)	Output voltage (Vdc)	Full power current range (A)	Default output current(A)	Typ. Eff.	Typ. PF	Dimensions (L*W*H)mm
S6-1K2D500	1200	260-500	(1.20~1.80)*2	1.50*2	96.0%	0.99	500*150*81
S6-1K5D500	1500	260-500	(1.00~1.40)*3	1.20*3	96.0%	0.99	500*150*81
S6-1K8D500	1800	260-500	(1.20~1.80)*3	1.50*3	96.0%	0.99	500*150*81
S6-1K2R500	1200	260-500	(1.20~1.80)*2	1.50*2	96.0%	0.99	500*150*81
S6-1K5R500	1500	260-500	(1.00~1.40)*3	1.20*3	96.0%	0.99	500*150*81
S6-1K8R500	1800	260-500	(1.20~1.80)*3	1.50*3	96.0%	0.99	500*150*81

Note: D: DALI-2
R: DMX512

G6 /G6T A12 Series Non-isolated Intelligent LED Driver



Features

- ▶ Input voltage: 90 ~ 305Vac;
- ▶ Flicker-free non-isolation design;
- ▶ Potentiometer adjustment;
- ▶ PF: >0.96;
- ▶ THD<10%;
- ▶ 12V/0.2A;
- ▶ Standby power consumption: <0.5W (A12 model);
- ▶ 0-10V/PWM/resistance dimming;
- ▶ Dim-to-off without afterglow (optional);
- ▶ Surge protection: DM 4KV, CM 6KV;
- ▶ All-around protection: SCP, OVP, OTP;
- ▶ Ingress protection rating: IP65;
- ▶ Warranty: 5 years.

Application

- ▶ Industrial Lighting

Product Selection Guide

Model	Power (W)	Output voltage (Vdc)	Max. output current(A)	Typ. Eff.	Typ. PF	Dimensions (Φ*H)mm
G6-096M260A12	96	180-260	0.45	94%	0.96	130*64
G6-120M260A12	120	180-260	0.56	94%	0.96	130*64
G6-160M260A12	160	180-260	0.74	95%	0.96	130*64
G6-200M260A12	200	180-260	0.93	95%	0.96	130*64
G6-240M260A12 *	240	180-260	1.10	95%	0.96	130*64

Note: H-Dim-to-off, without afterglow; F- No derated under low voltage.

G6/G6T M Series Non-isolated Intelligent LED Driver



Features

- ▶ Input voltage: 90 ~ 305Vac;
- ▶ Flicker-free, non-isolation design;
- ▶ Potentiometer adjustment;
- ▶ PF: >0.96;
- ▶ THD<10%;
- ▶ 0-10V/PWM/resistance dimming;
- ▶ Surge protection: DM 4KV, CM 6KV;
- ▶ All-around protection: SCP, OVP, OTP;
- ▶ Ingress protection rating: IP65;
- ▶ Warranty: 5 years.

Application

- ▶ Industrial Lighting

Product Selection Guide

Model	Power (W)	Output voltage (Vdc)	Max. output current(A)	Typ. Eff.	Typ. PF	Dimensions (Φ*H)mm
G6-096Y260 *	96	180-260	0.45	94.0%	0.96	130*64
G6-120Y260	120	180-260	0.56	94.0%	0.96	130*64
G6-160Y260	160	180-260	0.74	95.0%	0.96	130*64
G6-200Y260	200	180-260	0.93	95.0%	0.96	130*64
G6-240Y260	240	180-260	1.10	95.0%	0.96	130*64

Note: Y=M, 0-10V/PWM/resistance dimming;

Y=V, output current adjustable through built-in potentiometer.

G6C Series Non-isolated Intelligent LED Driver



Features

- ▶ Input voltage: 108 ~ 380Vac;
- ▶ Flicker-free, non-isolation design;
- ▶ Potentiometer adjustment;
- ▶ PF: >0.96;
- ▶ THD<10%;
- ▶ 12V/0.2A;
- ▶ 0-10V/PWM/resistance dimming, dim to off;
- ▶ Surge protection: DM 6KV, CM 6KV(ANSIC82.77-5);
- ▶ All-around protection: SCP, OVP, OTP;
- ▶ Ingress protection rating: IP65;
- ▶ Warranty: 5 years.

Application

- ▶ Industrial Lighting

Product Selection Guide

Model	Power (W)	Output voltage (Vdc)	Max. output current(A)	Typ. Eff.	Typ. PF	Dimensions (Φ*H)mm
G6C-096M260A12	96	180-260	0.45	94.0%	0.96	130*64
G6C-120M260A12	120	180-260	0.56	95.0%	0.96	130*64
G6C-160M260A12	160	180-260	0.74	95.0%	0.96	130*64
G6C-200M260A12	200	180-260	0.93	95.0%	0.96	130*64
G6C-240M260A12F	240	180-260	1.10	95.0%	0.96	146*64

G6 D Series Non-isolated Intelligent LED Driver



Features

- ▶ Input voltage: 90 ~ 305Vac;
- ▶ Flicker-free, non-isolation design, efficiency up to 95%;
- ▶ Potentiometer adjustment or DALI programmer;
- ▶ PF: >0.96;
- ▶ THD<10%;
- ▶ Standby power consumption: <0.5W;
- ▶ DALI-2& timer dimming, Dim-to-off;
- ▶ Surge protection: DM 4KV, CM 6KV;
- ▶ All-around protection: SCP, OVP, OTP;
- ▶ Ingress protection rating: IP65;
- ▶ Warranty: 5 years.

Application

- ▶ Industrial Lighting

Product Selection Guide

Model	Power (W)	Output voltage (Vdc)	Max. output current(A)	Typ. Eff.	Typ. PF	Dimensions (Φ*H)mm
G6-096D260H	96	180-260	0.45	94.0%	0.96	130*64
G6-120D260H	120	180-260	0.56	94.0%	0.96	130*64
G6-160D260H	160	180-260	0.74	95.0%	0.96	130*64
G6-200D260H	200	180-260	0.93	95.0%	0.96	130*64
G6-240D260H	240	180-260	1.10	95.0%	0.96	130*64

G5(MTP) Series Programmable Intelligent LED Driver



A5(MEP) Series Explosion-proof Lighting LED Driver



Features

- ▶ Input voltage: 90 ~ 305Vac;
- ▶ Isolated constant power design;
- ▶ Off-line programmable;
- ▶ 0-10V/PWM dimming, Dim-to-off;
- ▶ Surge protection: DM 4KV, CM 6KV;
- ▶ All-around protection: SCP, OVP, OTP;
- ▶ Ingress protection rating: IP65;
- ▶ Warranty: 5 years.

Application

- ▶ Industrial Lighting

Product Selection Guide

Model	Power (W)	Output voltage (Vdc)	Full power current adjustable range (A)	Default output current(A)	Typ. Eff.	Typ. PF	Dimensions (Φ*H)mm
MTP-060Y054*	60	27 ~ 54	1.10 ~ 1.50	27 ~ 40V/1.50	88.0%	0.96	115*64
MTP-120Y054	120	27 ~ 54	2.22 ~ 2.85	27 ~ 42V/2.85	90.0%	0.96	130*74
MTP-160Y054	160	27 ~ 54	2.96 ~ 3.80	27 ~ 42V/3.80	89.0%	0.96	146*74
MTP-200Y054	200	27 ~ 54	3.70 ~ 4.80	27 ~ 42V/4.80	91.0%	0.96	146*74
MTP-240Y054	240	27 ~ 54	4.44 ~ 5.72	27 ~ 42V/5.72	92.0%	0.96	176*74

Note:

1. Y=M, with 0-10V/PWM dimming function, output current can be adjusted by programming the dimming wire;
2. Y=V, current can be adjusted by the potentiometer.



Features

- ▶ Input voltage: 90 ~ 264Vac;
- ▶ Isolated constant current design;
- ▶ PF: >0.96;
- ▶ Surge protection: DM 4KV, CM 6KV;
- ▶ All-around protection: SCP, OVP, OTP;
- ▶ Ingress protection rating: IP65;
- ▶ Warranty: 5 years.

Application

- ▶ Industrial Lighting and Explosion-proof Lighting

Product Selection Guide

Model	Power (W)	Output voltage range (Vdc)	Output current(A)	Typ. Eff.	Dimensions(Φ*H)	Authentication
MEP-040B058	40	30-58	0.70	87.0%	75*32	CCC/CE/CB/BIS
MEP-040V058*	40	30-58	1.20 Max.	87.0%	75*32	CCC
MEP-060B043	60	26-43	1.40	88.0%	92*38	CCC/CE/CB/BIS
MEP-075V057*	60	27-57	1.75 Max.	90.0%	92*38	CCC/CE/CB/TUV
MEP-080B058	80	30-58	1.40	89.0%	112*38	CCC/BIS
MEP-120B058	120	30-58	2.10	89.0%	112*38	CCC/BIS

Note: output current adjustable through built-in potentiometer.

N6(MNC) Series Non-isolated LED Driver



Features

- ▶ Input voltage: 90 ~ 305Vac;
- ▶ Flicker-free, non-isolated constant current design with efficiency up to 95%;
- ▶ Potentiometer adjustment;
- ▶ PF: >0.97;
- ▶ 0-10V/PWM/resistance dimming;
- ▶ Surge protection: DM 4KV, CM 6KV;
- ▶ All-around protection: SCP, OVP, OTP;
- ▶ Ingress protection rating: IP65;
- ▶ Warranty: 5 years.

Application

- ▶ Industrial Lighting

Product Selection Guide

Model	Power (W)	Output voltage range (Vdc)	Max. output current(A)	Typ. Eff.	Typ. PF	Dimensions (L*W*H)mm
MNC-060Y240*	60	170~240	0.33	93%	0.97	138*55*37
MNC-100Y240	100	170~240	0.46	94%	0.97	138*55*37
MNC-150Y240	150	170~240	0.71	94%	0.97	151*64*42
MNC-200Y240	200	170~240	1.00	95%	0.97	151*64*42
MNC-240Y240	240	170~240	1.10	95%	0.97	183*64*43

Note: Y=M, with 0-10V/PWM/resistance dimming, Y=V, no dimming.

N7L Series 3-in-1 Dimming Intelligent LED Driver



Features

- ▶ Universal input voltage: 90~305Vac;
- ▶ Non-Isolated constant power design;
- ▶ Efficiency up to 95%;
- ▶ 3 in 1 dimming: 0-10V/PWM/resistance dimming;
- ▶ Dim-to-off;
- ▶ 12V/0.2A;
- ▶ Output and dimming signal isolated;
- ▶ Standby power consumption: <0.5W;
- ▶ Protections: SCP / OVP / OTP;
- ▶ Surge protection: DM 6KV, CM 6KV;
- ▶ 5 years warranty.

Application

- ▶ Industrial Lighting

Product Selection Guide

Model	Power (W)	Output voltage range(Vdc)	Output current(A)	Default output current(A)	Typ. Eff.	Dimensions (L*W*H)mm
N7L-060Y260Z	60	180-260	0.19-0.28	180-216/0.28	93.0%	147*53*34
N7L-080Y260Z	80	180-260	0.26-0.37	180-216/0.37	93.0%	147*53*34
N7L-120Y260Z	120	180-260	0.39-0.56	180-216/0.56	94.0%	159*53*34
N7L-160Y260Z	160	180-260	0.52-0.74	180-216/0.74	94.0%	159*53*34
N7L-200Y260Z	200	180-260	0.65-0.94	180-216/0.94	94.0%	192*53*34
N7L-240Y260Z	240	180-260	0.78-1.11	180-216/1.11	94.0%	192*53*34
N7L-320Y260Z	320	180-260	1.03-1.48	180-216/1.48	95.0%	197*66*34

Note:

1.Y=M, programmable output with 0-10V/PWM/resistance dimming; Y=V, Output current adjustable through built-in potentiometer.

2.Z=A12, output with 12V/0.2A auxiliary power supply; Z=Blank, no auxiliary output.

V1(LSV) Series Constant Voltage LED Driver



Features



- ▶ Input voltage: 90 ~ 305Vac;
- ▶ Isolated constant voltage design;
- ▶ PF: >0.96;
- ▶ Surge protection: 35W/50W: DM 4KV, CM 6KV;
75~320W: DM 5KV, CM 10KV;
- ▶ All-around protection: SCP, OVP, OPP, OTP;
- ▶ Ingress protection rating: IP67;
- ▶ Warranty: 5 years.

Application

- ▶ Landscape Lighting, Advertising Lighting

Product Selection Guide

Model	Power (W)	Output voltage (Vdc)	Output current(A)	Typ. Eff.	Typ. PF	Dimensions (L*W*H)mm
LSV-035B012	35	12	0 ~ 2.90	85.0%	0.96	199*43*35
LSV-035B024	35	24	0 ~ 1.46	87.0%	0.96	199*43*35
LSV-035B036	35	36	0 ~ 0.97	87.0%	0.96	199*43*35
LSV-035B048	35	48	0 ~ 0.73	88.0%	0.96	199*43*35
LSV-050B012	50	12	0 ~ 4.17	85.0%	0.96	199*43*35
LSV-050B024	50	24	0 ~ 2.08	88.0%	0.96	199*43*35
LSV-050B036	50	36	0 ~ 1.39	89.0%	0.96	199*43*35
LSV-050B048	50	48	0 ~ 1.04	89.0%	0.96	199*43*35
LSV-075B012	75	12	0 ~ 6.25	87.0%	0.96	164*68*39
LSV-075B024	75	24	0 ~ 3.13	87.0%	0.96	164*68*39
LSV-075B036	75	36	0 ~ 2.08	87.0%	0.96	164*68*39
LSV-075B048	75	48	0 ~ 1.56	87.0%	0.96	164*68*39
LSV-100B012	100	12	0 ~ 8.33	91.0%	0.96	178*68*42
LSV-100B024	100	24	0 ~ 4.17	91.0%	0.96	178*68*42
LSV-100B036	100	36	0 ~ 2.78	92.0%	0.96	178*68*42
LSV-100B048	100	48	0 ~ 2.08	92.0%	0.96	178*68*42
LSV-150B012	150	12	0 ~ 12.5	90.0%	0.96	207*68*42
LSV-150B024	150	24	0 ~ 6.25	89.0%	0.96	207*68*42
LSV-150B036	150	36	0 ~ 4.17	89.0%	0.96	207*68*42
LSV-150B048	150	48	0 ~ 3.13	91.0%	0.96	207*68*42
LSV-200B012	200	12	0 ~ 16.67	91.0%	0.96	232*68*44
LSV-200B024	200	24	0 ~ 8.33	92.0%	0.96	232*68*44
LSV-200B036	200	36	0 ~ 5.56	90.0%	0.96	247*68*44
LSV-200B048	200	48	0 ~ 4.17	92.0%	0.96	247*68*44
LSV-320B012	320	12	0 ~ 22.00	89.0%	0.96	231*98*42
LSV-320B024	320	24	0 ~ 13.33	90.0%	0.96	231*98*42
LSV-320B036	320	36	0 ~ 8.90	90.0%	0.97	231*98*42
LSV-320B048	320	48	0 ~ 6.67	90.0%	0.97	231*98*42

V6E Series Constant Voltage LED Driver



Features

- ▶ Input voltage: 176 ~ 264Vac;
- ▶ Isolated constant voltage design;
- ▶ PF: >0.98;
- ▶ THD<10%;
- ▶ Surge protection: DM 6KV, CM 10KV;
- ▶ All-around protection: input UVP, output SCP, OVP, OPP, OTP;
- ▶ Ingress protection rating: IP67;
- ▶ Warranty: 5 years.

Application

- ▶ Landscape Lighting, Advertising Lighting

Product Selection Guide

Model	Power (W)	Output voltage (Vdc)	Output current(A)	Typ. Eff.	Typ. PF	Dimensions (L*W*H)mm
V6E-075B012	75	12	0~6.25	86.0%	0.97	136*67*37
V6E-075B024	75	24	0~3.20	88.0%	0.98	136*67*37
V6E-075B036	75	36	0~2.10	90.0%	0.98	136*67*37
V6E-100B012	100	12	0~8.34	89.0%	0.97	148*67*37
V6E-100B024	100	24	0~4.20	89.0%	0.97	148*67*37
V6E-100B036	100	36	0~2.80	90.0%	0.97	148*67*37
V6E-150B012	150	12	0~12.5	92.0%	0.97	163*67*37
V6E-150B024	150	24	0~6.30	93.0%	0.97	163*67*37
V6E-150B036	150	36	0~4.17	93.0%	0.97	163*67*37
V6E-150B048	150	48	0~3.12	93.0%	0.97	163*67*37
V6E-200B024	200	24	0~8.40	93.0%	0.98	176*67*37
V6E-200B036	200	36	0~5.60	93.0%	0.98	176*67*37
V6E-200B048	200	48	0~4.17	93.0%	0.97	176*67*37
V6E-240B024	240	24	0~10.00	93.0%	0.98	194*67*37
V6E-240B036	240	36	0~6.70	93.0%	0.98	194*67*37
V6E-320B012	320	12	0~26.70	92.0%	0.98	225*97*42
V6E-320B024	320	24	0~13.40	93.0%	0.97	225*97*42
V6E-320B036	320	36	0~8.90	94.0%	0.98	225*97*42
V6E-320B048	320	48	0~6.70	93.5%	0.97	225*97*42
V6E-350B024	350	24	0~14.60	93.0%	0.98	225*97*42
V6E-350B036	350	36	0~9.80	93.0%	0.98	225*97*42
V6E-350B048	350	48	0~7.30	93.5%	0.98	225*97*42

V2 Series Constant Voltage LED Driver



Features

- ▶ Input voltage: 90 ~ 305Vac;
- ▶ Isolated constant voltage Class 2 design;
- ▶ PF: >0.97;
- ▶ Surge protection: DM 4KV, CM 6KV;
- ▶ All-around protection: SCP, OVP, OPP, OTP;
- ▶ Ingress protection rating: IP67;
- ▶ Warranty: 5 years.

Application

- ▶ Landscape Lighting, Advertising Lighting

Product Selection Guide

Model	Power (W)	Output voltage (Vdc)	Full power current range (A)	Default output current(A)	Typ. Eff.	Typ. PF	Dimensions (L*W*H)mm
V2-060B012	60	12	0-5.0	5	86.0%	0.95	129*68*35
V2-120B012	120	12	(0-5.0)*2	10	89.0%	0.95	174*68*35

V1R(MSV) Series Constant Voltage LED Driver



Features

- ▶ Input voltage: 180 ~ 264Vac;
- ▶ Isolated constant voltage design;
- ▶ Structural design: rain-proof design with semi-glue filling;
- ▶ Surge protection: DM 1KV, CM 2KV;
- ▶ All-around protection: SCP, OVP, OPP, OTP;
- ▶ Warranty: 3 years.

Application

- ▶ Landscape Lighting, Advertising Lighting

Product Selection Guide

Model	Power (W)	Output voltage (Vdc)	Output current(A)	Typ. Eff.	Dimensions (L*W*H)mm
MSV-350B012	350	12	0-26.67	90.0%	198*131*40
MSV-350B024	350	24	0-14.60	90.0%	198*131*40
MSV-400B024	400	24	0-16.70	92.0%	227*122*40

X6S Series-DALI-2 Programmable Intelligent LED Driver



Features

- ▶ Input voltage: 100 ~ 264Vac;
- ▶ Isolated constant current design;
- ▶ DALI programmer;
- ▶ Applicable lamps: Class I / Class II optional;
- ▶ PF: >0.95, in line with rail transit lighting standards;
- ▶ THD<10%;
- ▶ Standby power consumption: <0.5W;
- ▶ DALI-2& timer dimming, Dim-to-off;
- ▶ Surge protection: DM 2KV, CM 4KV;
- ▶ All-around protection: SCP, OVP, OTP;
- ▶ Ingress protection rating: IP65;
- ▶ Warranty: 5 years.

Application

- ▶ Rail Transit Lighting, Commercial Lighting, etc.


Product Selection Guide

Model	Power (W)	Output voltage (Vdc)	Maximum output current	Default output current(A)	Typ. Eff.	Typ. PF	Dimensions (L*W*H)mm
X6S-018D048	18	28-48	0.50	28-36V/0.50	83.0%	0.96	114*59*32
X6S-026D048	26	28-48	0.73	28-35V/0.73	85.0%	0.96	114*59*32
X6S-036D048	36	28-48	1.00	28-36V/1.00	86.0%	0.96	114*59*32
X6S-042D048	42	28-48	1.16	28-36V/1.16	85.0%	0.96	114*59*32
X6S-054D048	54	28-48	1.50	28-36V/1.50	87.0%	0.96	114*59*32

Note: X6 series class I, X6S series class II.

10KV Surge Protection Device

20KV Surge Protection Device



Features

- ▶ CLASS I installation method;
- ▶ Meet the requirements of EN61643-11 standard;
- ▶ Built-in failure protection, better security performance;
- ▶ Three-wire series connection is adopted;
- ▶ Suitable for LED driver surge protection;
- ▶ Ingress protection rating: IP67.

Application

- ▶ Used for indoor or outdoor electrical protection.

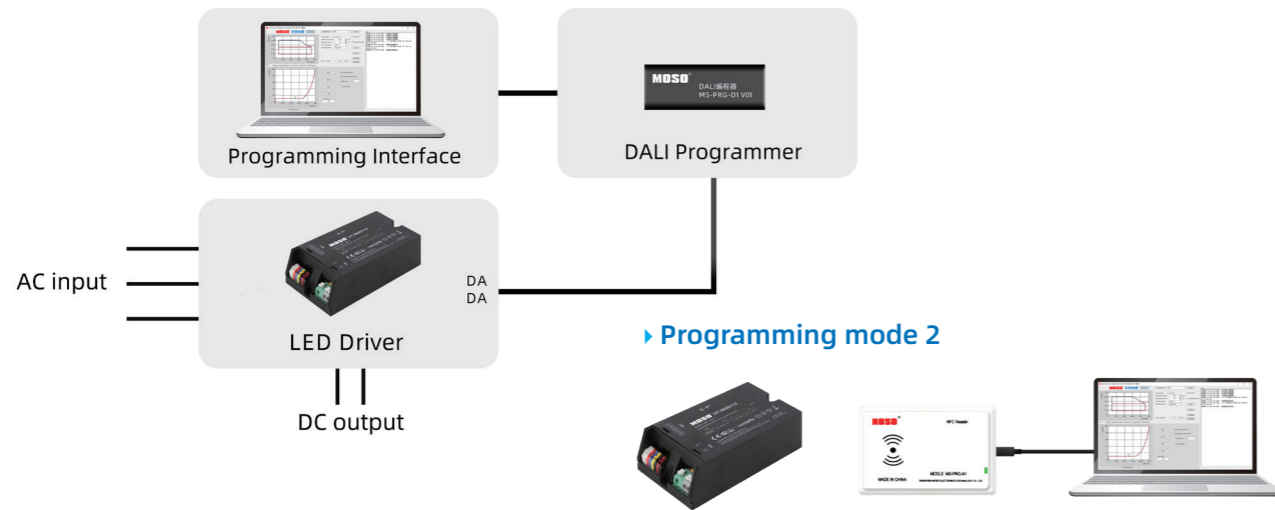
Product Selection Guide

Model	Combination wave (KV)	Nominal discharge current(KA)	Level of voltage protect(KV)	Sectional area of mounting	Dimension(L*W*H) mm
MSP-10K-SURGE	10	5	<1.3	3*1.0mm ²	82*38*16
MS-10KV-SPD	10	5	<1.5	3*1.0mm ²	62*35*36
MS-20KV-SPD	20	10	<1.5	3*1.0mm ²	62*35*36



DALI-2 Programmed-interconnection Pattern

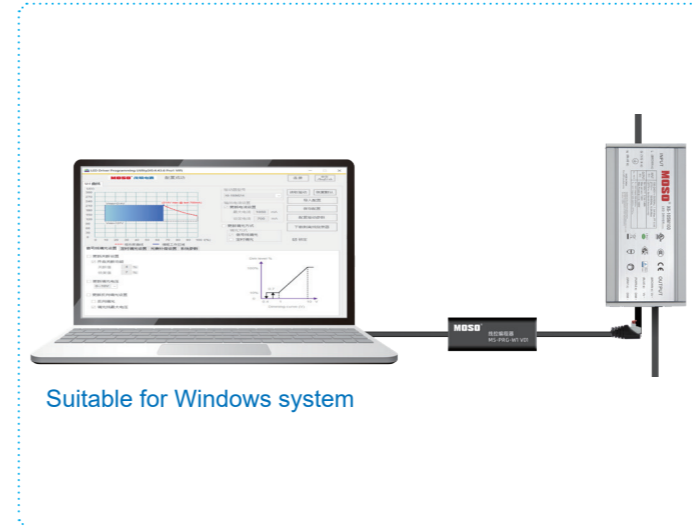
▶ Programming mode 1



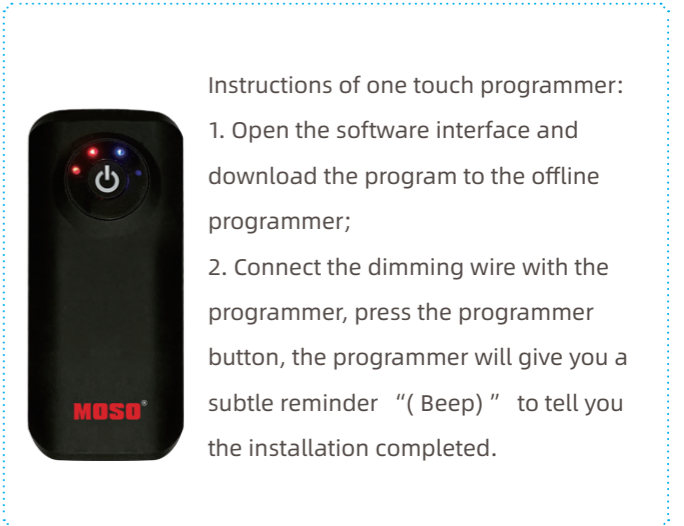
Off-line Programming

User-friendly connection of programming without necessary to power on device(suitable for X6, XCP, X6I, PHC, MTP Series).

Programming mode 1

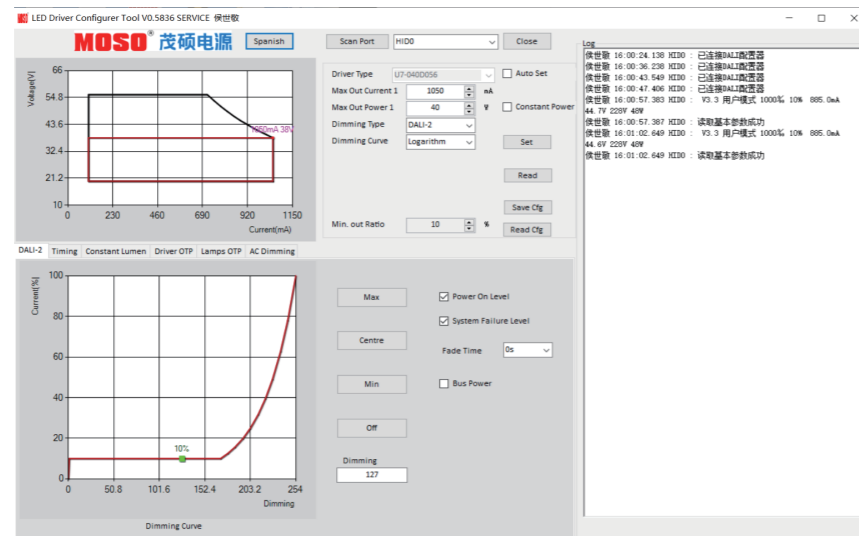


Programming mode 2



- Instructions of one touch programmer:
1. Open the software interface and download the program to the offline programmer;
 2. Connect the dimming wire with the programmer, press the programmer button, the programmer will give you a subtle reminder "(Beep) " to tell you the installation completed.

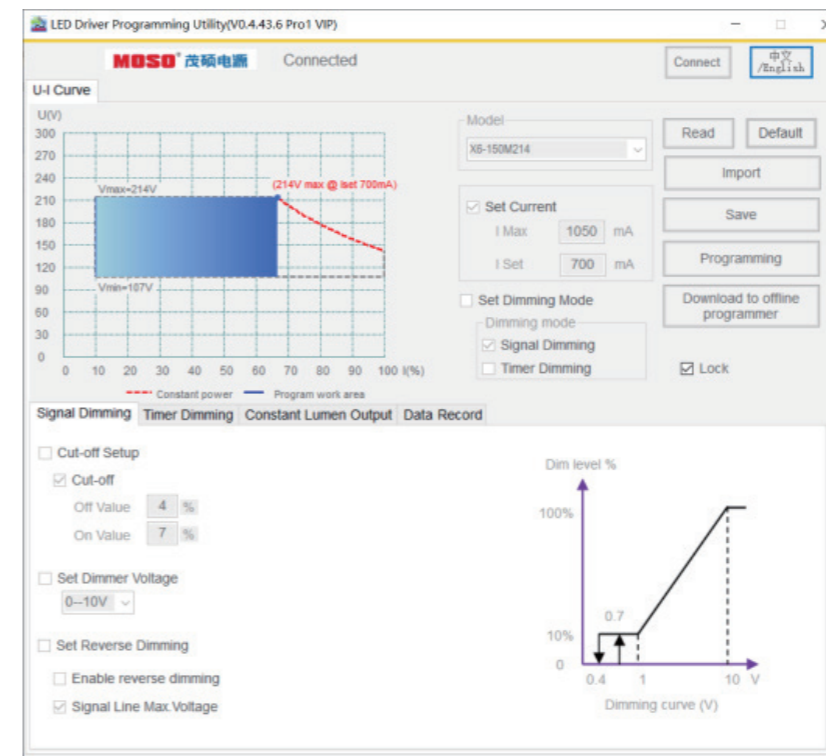
Visual Software Operation Interface



DALI-2 visual software programming description

1. Chinese and English version interfaces, online upgraded automatically;
2. The maximum output power and current, dimming type and dimming curve can be set;
3. The current parameters and configured driving parameters can be read;
4. Time dimming. Set the timing control function, which supports 7 segments at most;
5. CLO;
6. Power protection. The power protection parameters can be set according to the actual needs of customers;
7. Lamp protection. External NTC helps set lamp protection parameters.

Visual Software Operation Interface



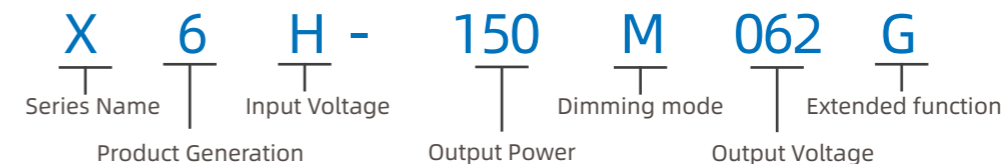
Visual Intelligent Programming

1. Set the output parameters through the control signal line;
0-3.3V/0-5V/0-9V/0-10V optional.
2. Timer dimming. Set the timer control function, support up to 7 segments;
3. Set output CLO;
4. Read the recorded system parameters;
Record the working time working temperature, and software version information of the LED driver.
5. Configure the driving parameters. After setting is completed, then click the configured parameters to complete programming.
6. Download it to the offline programmer.

Global Distributors

Country	Distributor	Tel	Website
Southeast Asia	Arrow Components (M) Sdn Bhd	+852 2484 2127	www.arrow.com
Asia	Future Electronics	+852 6626 0052	www.futurelightingsolutions.com
Italy	Welt Electronic Spa	+39 05530 2631	www.weltelectronic.it
Poland	MPL Power Elektro SPz.o.o.	+48 32440 0950	www.mplpower.pl
Spain	INELEC, S.A.	+ 34 91726 3508	www.inelec.net
Benelux	Elipse nv	+32(0) 49468 5178	www.elipse.eu
Netherlands	Alcom Electronics B.V.	+31 10 288 25 00	www.alcom.nl
Belgium	Alcom Electronics NV/SA	+32 3 458 30 33	www.alcom.be
Northern Europe	TUULISALMI OY	+358 50500 8092	www.tuulisalmi.fi
Balkan	Comet Electronics	+359 88597 7167	www.comet.bg
Russia	COMPEL JSC	+7 495 995 0901	www.compel.ru
Brazil	Future Electronics Brazil	+55 11 2313 7900	www.futureelectronics.com
Argentina	Arrow Argentina	+ 54 11 5365 6950	www.arrow.com
Canada	Future Electronics	+514 694 7710	www.futureelectronics.com
India	SEMICONIC DEVICES PVT. LTD	+95 4001 2160	www.semiconic.com
India	Kevin Electrochem	+ 91 98 1907 1533	www.kevinelectrochem.com
USA, Canada	Thomas Technologies LLC	+1 24 8930 2172	www.thomastechno.com
USA, Canada	Future Electronics Inc.	+1 (514) 694 7710 Ext. 5670	www.futureelectronics.com
USA	Starux, Inc.	+1 201 720 7781	www.starux.com
USA	SunLux (Elite LED Supply)	+713 470 6835	www.sunluxusa.com

Product Model Naming Rules



Series name:

- X: Road Lighting Series;
- G: Industrial Lighting Series;
- A: Explosion-proof Lighting Series;
- V: Landscape Lighting Series;
- P: Horticulture Lighting Series;
- S: High Power Lighting Series;

Product generation:

For example: 6 means the 6th generation product;

Product Category:

- Blank: 100-277Vac
- E: 220-240Vac
- C: 120-347Vac
- H: 230/277-480Vac
- I: Indian market;
- S: Class II power supply;

Output power range:

- 075:75W;
- 150:150W;

Dimming Mode:

- M: 0-10V/PWM/timer dimming;
- D: DALI dimming;
- V: Potentiometer adjusts current, no dimming function;
- B: Constant current output, no dimming function;
- N: NFC adjusts current, no dimming function;
- P: PLC dimming;
- C: Light control dimming;
- R: DMX512/RDM dimming;

Output voltage:

- 062: output maximum voltage 62V;

Extension Functions:

- A12: 12V auxiliary output;
- F: Large case/flicker-free;
- G: Grow light market version;
- P: UL wire;
- WD: LSZH, WDZ wire.
- CON: Connector
- RJ: RJ Connector
 - A Forward
 - B Reverse
- EN-Enhance, derivative Enhanced Edition



HOTLINE : 400-889-0018



Technology Innovation and Product Supremacy



Tel:+86-755-27657000
Fax:+86-755-27657908



E-mail: info@mosopower.com



www.mosopower.com/en



Headquarter Address:Moso Industrial Park,Xili Town,
Nanshan District,Shenzhen(518108)