

HB-IP-2X6-W

~60° wide beam

TECHNICAL SPECIFICATIONS:

Dimensions	173.0 x 71.4 mm
Height	11.4 mm
Fastening	pin, screw
Ingress protection classes	IP67
ROHS compliant	yes ⓘ

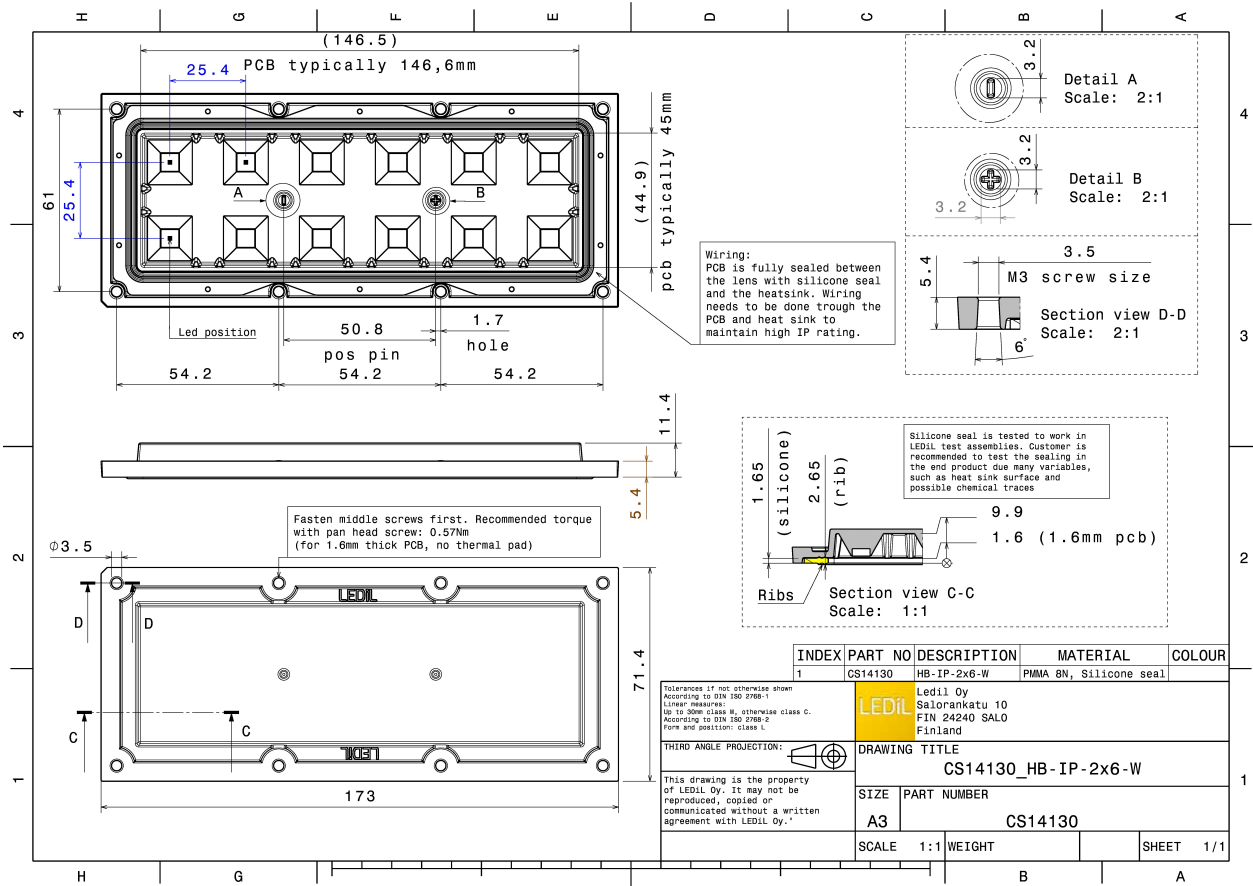
MATERIAL SPECIFICATIONS:

Component	Type	Material	Colour	Finish
HB-IP-2X6-W	Multi-lens	PMMA	clear	
2X6-SEAL25	Seal	Silicone	white	

ORDERING INFORMATION:


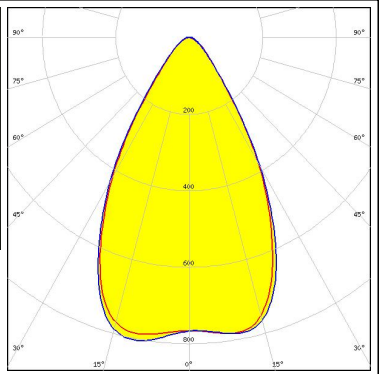

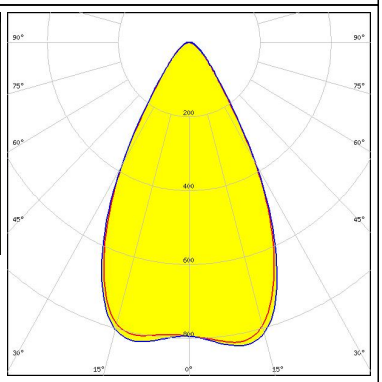

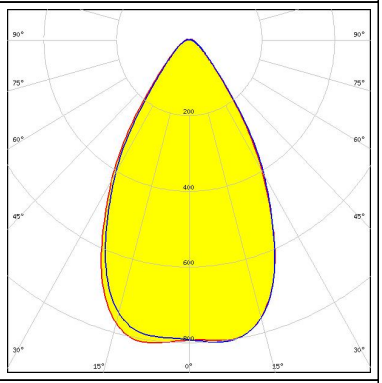

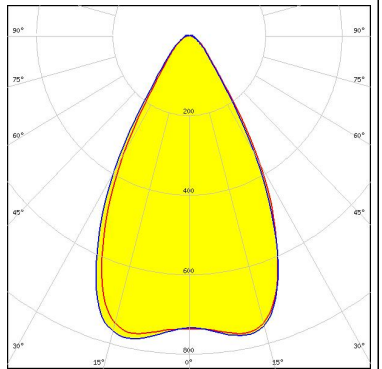
Component		Qty in box	MOQ	MPQ	Box weight (kg)
CS14130_HB-IP-2X6-W	Multi-lens	120	40	40	8.4
» Box size: 476 x 273 x 247 mm					





See also our general installation guide: www.ledil.com/installation_guide

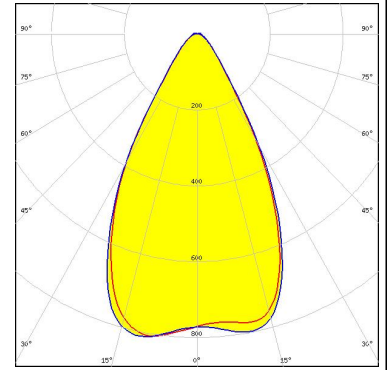
PHOTOMETRIC DATA (MEASURED):

<p>COMET ELECTRONICS</p> <p>LED QUICK FLUX 2x6 LED XG xxx G7+</p> <p>FWHM / FWTM 60.0° / 93.0°</p> <p>Efficiency 94 %</p> <p>Peak intensity 0.8 cd/m</p> <p>LEDs/each optic 1</p> <p>Light colour White</p> <p>Required components:</p>		
<p>COMET ELECTRONICS</p> <p>LED QUICK FLUX 2x6 LED XT xxx G5</p> <p>FWHM / FWTM 58.0° / 89.0°</p> <p>Efficiency 94 %</p> <p>Peak intensity 0.9 cd/m</p> <p>LEDs/each optic 1</p> <p>Light colour White</p> <p>Required components:</p>		
<p>CREE LED</p> <p>LED XM-L2</p> <p>FWHM / FWTM 61.0° / 93.0°</p> <p>Efficiency 94 %</p> <p>Peak intensity 0.8 cd/m</p> <p>LEDs/each optic 1</p> <p>Light colour White</p> <p>Required components:</p>		
<p>CREE LED</p> <p>LED XP-G</p> <p>FWHM / FWTM 60.0° / 91.0°</p> <p>Efficiency 94 %</p> <p>Peak intensity 0.8 cd/m</p> <p>LEDs/each optic 1</p> <p>Light colour White</p> <p>Required components:</p>		

PHOTOMETRIC DATA (MEASURED):

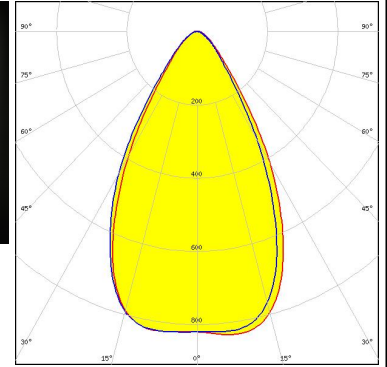

CREE LED

LED XP-G2
 FWHM / FWTM 58.0° / 87.0°
 Efficiency 93 %
 Peak intensity 0.9 cd/lm
 LEDs/each optic 1
 Light colour White
 Required components:



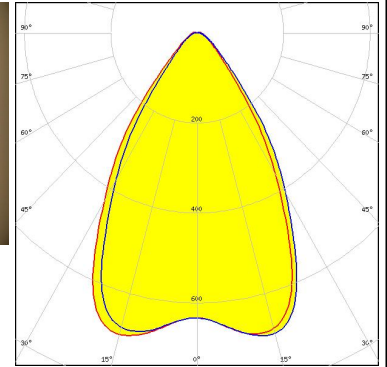

CREE LED

LED XP-G3
 FWHM / FWTM 59.0° / 94.0°
 Efficiency 94 %
 Peak intensity 0.8 cd/lm
 LEDs/each optic 1
 Light colour White
 Required components:



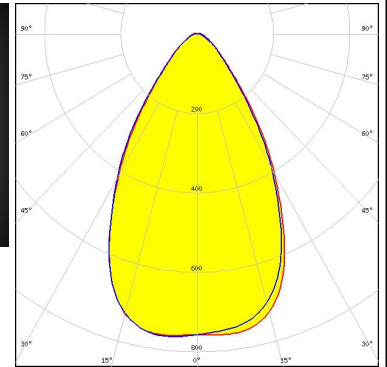

CREE LED

LED XP-L HD
 FWHM / FWTM 67.0° / 99.0°
 Efficiency 94 %
 Peak intensity 0.8 cd/lm
 LEDs/each optic 1
 Light colour White
 Required components:



CREE LED

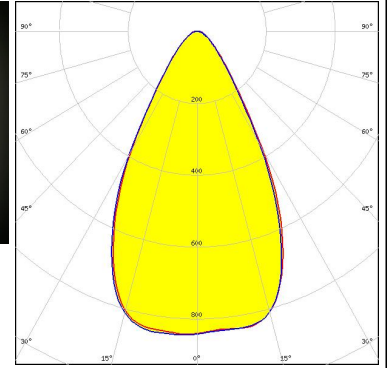
LED XP-L2
 FWHM / FWTM 62.0° / 101.0°
 Efficiency 94 %
 Peak intensity 0.8 cd/lm
 LEDs/each optic 1
 Light colour White
 Required components:



PHOTOMETRIC DATA (MEASURED):

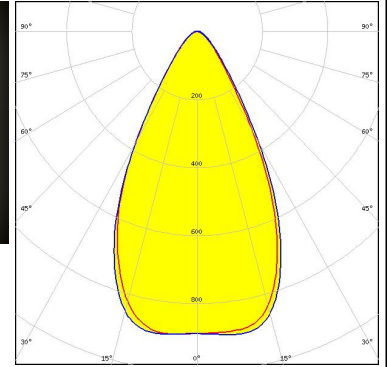
CREE LED

LED XT-E
 FWHM / FWTM 58.0° / 93.0°
 Efficiency 94 %
 Peak intensity 0.9 cd/m
 LEDs/each optic 1
 Light colour White
 Required components:



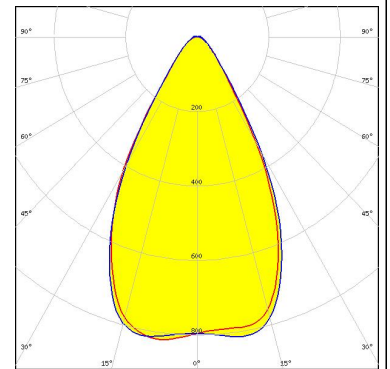
CREE LED

LED XT-E HE
 FWHM / FWTM 56.0° / 89.0°
 Efficiency 94 %
 Peak intensity 0.9 cd/m
 LEDs/each optic 1
 Light colour White
 Required components:



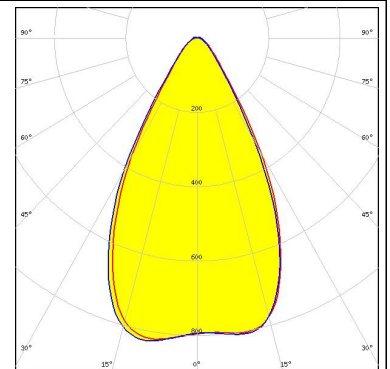
LUMILEDS

LED LUXEON R
 FWHM / FWTM 58.0° / 89.0°
 Efficiency 94 %
 Peak intensity 0.9 cd/m
 LEDs/each optic 1
 Light colour White
 Required components:



LUMILEDS

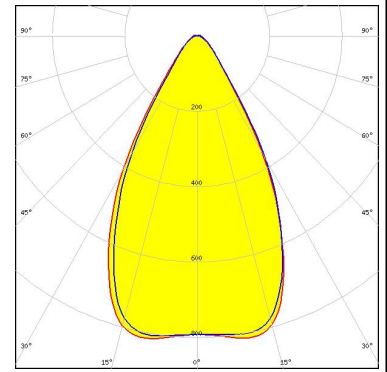
LED LUXEON Rebel ES
 FWHM / FWTM 57.0° / 88.0°
 Efficiency 94 %
 Peak intensity 0.9 cd/m
 LEDs/each optic 1
 Light colour White
 Required components:



PHOTOMETRIC DATA (MEASURED):

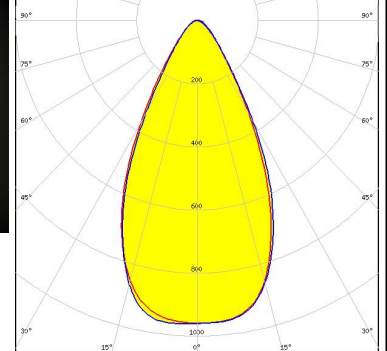

LUMILEDS

LED LUXEON T
 FWHM / FWTM 60.0° / 89.0°
 Efficiency 94 %
 Peak intensity 0.9 cd/lm
 LEDs/each optic 1
 Light colour White
 Required components:



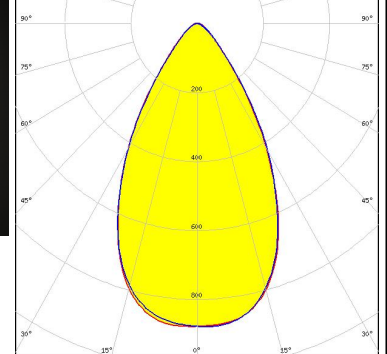

LUMILEDS

LED LUXEON TX
 FWHM / FWTM 54.0° / 87.0°
 Efficiency 94 %
 Peak intensity 1 cd/lm
 LEDs/each optic 1
 Light colour White
 Required components:



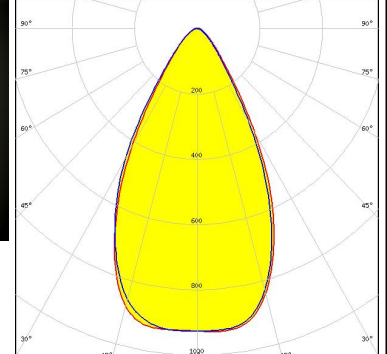

LUMILEDS

LED LUXEON V
 FWHM / FWTM 59.0° / 93.0°
 Efficiency 93 %
 Peak intensity 0.9 cd/lm
 LEDs/each optic 1
 Light colour White
 Required components:


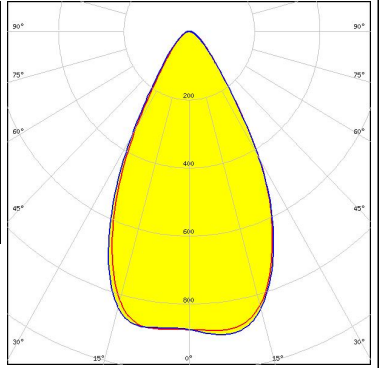

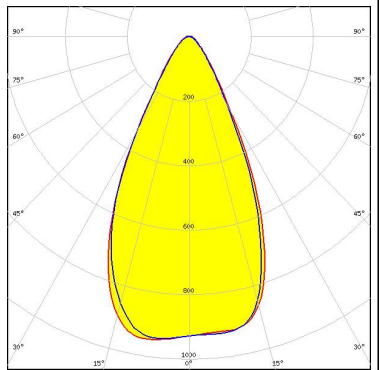

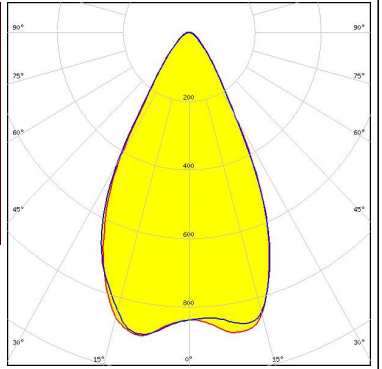

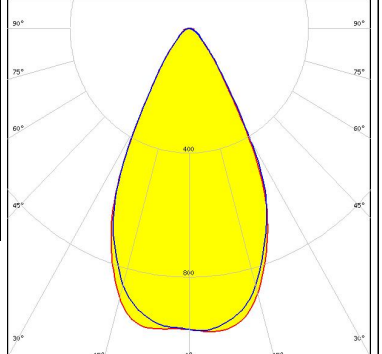


LUMILEDS

LED LUXEON V2
 FWHM / FWTM 56.0° / 89.0°
 Efficiency 94 %
 Peak intensity 0.9 cd/lm
 LEDs/each optic 1
 Light colour White
 Required components:



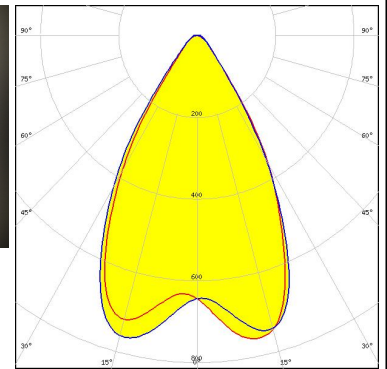

PHOTOMETRIC DATA (MEASURED):

<p>LUMILEDS</p> <p>LED LUXEON XR-TX (L2T0-xyy012M)</p> <p>FWHM / FWTM 60.0° / 89.0°</p> <p>Efficiency 94 %</p> <p>Peak intensity 0.9 cd/lm</p> <p>LEDs/each optic 1</p> <p>Light colour White</p> <p>Required components:</p>		
<p>LUMILEDS</p> <p>LED LUXEON Z ES</p> <p>FWHM / FWTM 52.0° / 83.0°</p> <p>Efficiency 94 %</p> <p>Peak intensity 1 cd/lm</p> <p>LEDs/each optic 1</p> <p>Light colour White</p> <p>Required components:</p>		
<p>LUMINUS</p> <p>LED SST-10-B130</p> <p>FWHM / FWTM 56.0° / 87.0°</p> <p>Efficiency 96 %</p> <p>Peak intensity 1 cd/lm</p> <p>LEDs/each optic 1</p> <p>Light colour Deep Red</p> <p>Required components:</p>		
<p>MST <i>Your solutions</i></p> <p>LED RecLED 146x45mm 2900lm 730 STRADA-IP-2x6 G1</p> <p>FWHM / FWTM 55.0° / 85.0°</p> <p>Efficiency 98 %</p> <p>Peak intensity 1 cd/lm</p> <p>LEDs/each optic 1</p> <p>Light colour White</p> <p>Required components:</p>		

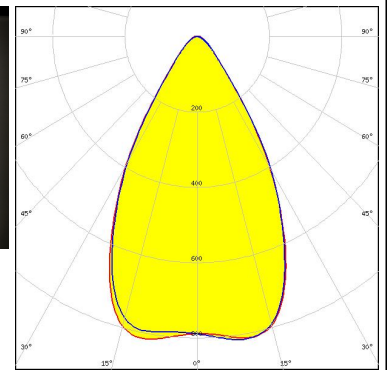
PHOTOMETRIC DATA (MEASURED):



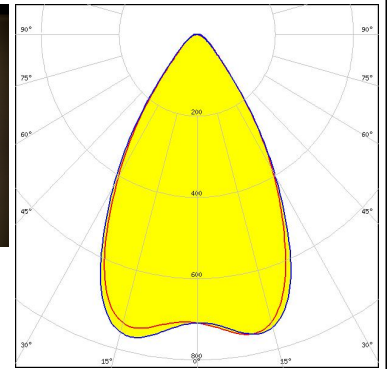

LED NVSW219D
 FWHM / FWTM 64.0° / 89.0°
 Efficiency 94 %
 Peak intensity 0.9 cd/lm
 LEDs/each optic 1
 Light colour White
 Required components:



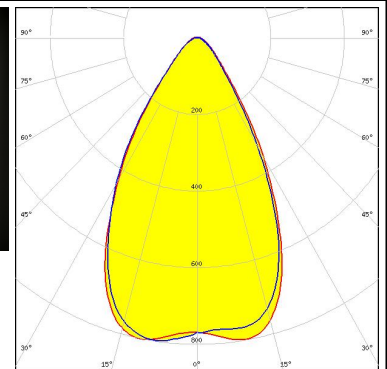

LED NVSW219F
 FWHM / FWTM 60.0° / 90.0°
 Efficiency 94 %
 Peak intensity 0.9 cd/lm
 LEDs/each optic 1
 Light colour White
 Required components:



LED NVSW319B
 FWHM / FWTM 64.0° / 94.0°
 Efficiency 94 %
 Peak intensity 0.8 cd/lm
 LEDs/each optic 1
 Light colour White
 Required components:



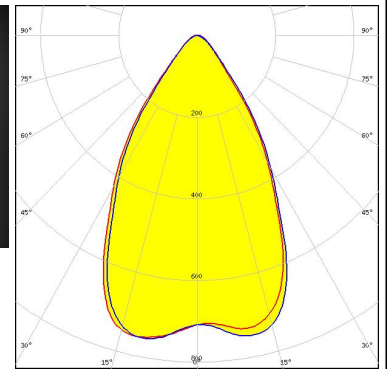

LED NVSW3x9A
 FWHM / FWTM 60.0° / 93.0°
 Efficiency 94 %
 Peak intensity 0.8 cd/lm
 LEDs/each optic 1
 Light colour White
 Required components:



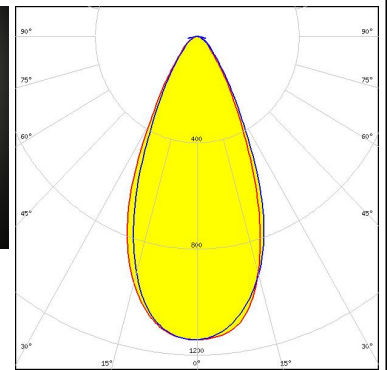

PHOTOMETRIC DATA (MEASURED):



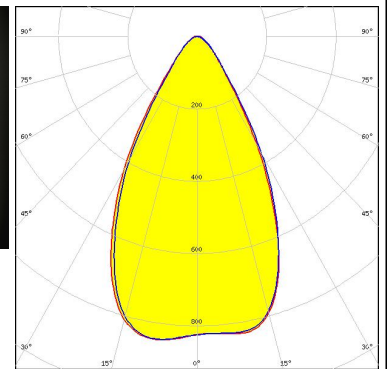

LED NVSW519A
 FWHM / FWTM 61.0° / 92.0°
 Efficiency 95 %
 Peak intensity 0.8 cd/lm
 LEDs/each optic 1
 Light colour White
 Required components:



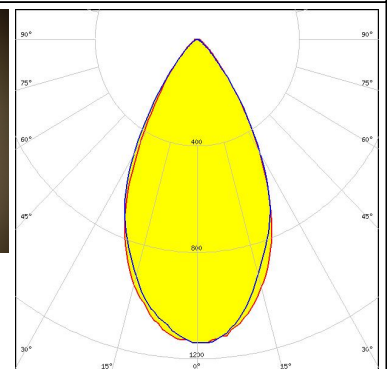

LED NVSxE21A
 FWHM / FWTM 51.0° / 83.0°
 Efficiency 94 %
 Peak intensity 1.1 cd/lm
 LEDs/each optic 1
 Light colour White
 Required components:



LED NVSxx19B/NVSxx19C
 FWHM / FWTM 58.0° / 89.0°
 Efficiency 94 %
 Peak intensity 0.9 cd/lm
 LEDs/each optic 1
 Light colour White
 Required components:



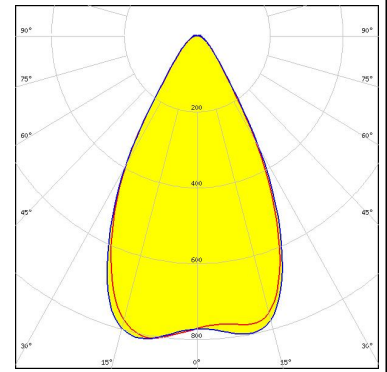
LED Duris S8
 FWHM / FWTM 54.0° / 92.0°
 Efficiency 94 %
 Peak intensity 1 cd/lm
 LEDs/each optic 1
 Light colour White
 Required components:



PHOTOMETRIC DATA (MEASURED):

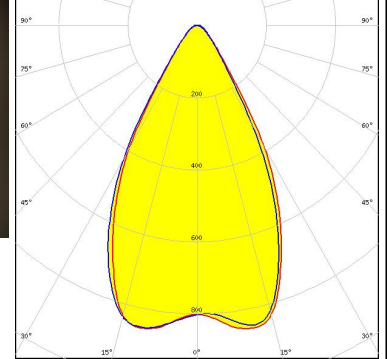

PHILIPS

LED Fortimo FastFlex LED 2x6 DP G4
 FWHM / FWTM 58.0° / 87.0°
 Efficiency 93 %
 Peak intensity 0.9 cd/lm
 LEDs/each optic 1
 Light colour White
 Required components:



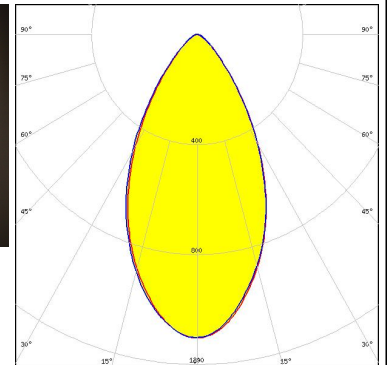

PHILIPS

LED Fortimo FastFlex LED 2x6 DP G5
 FWHM / FWTM 58.0° / 85.0°
 Efficiency 97 %
 Peak intensity 1 cd/lm
 LEDs/each optic 1
 Light colour White
 Required components:



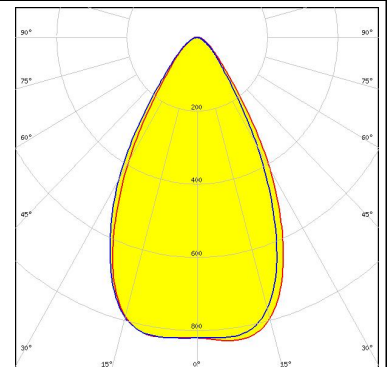
PHILIPS

LED Fortimo FastFlex LED 2x6 DP HE
 FWHM / FWTM 55.0° / 93.0°
 Efficiency 98 %
 Peak intensity 1.1 cd/lm
 LEDs/each optic 1
 Light colour White
 Required components:



PHILIPS

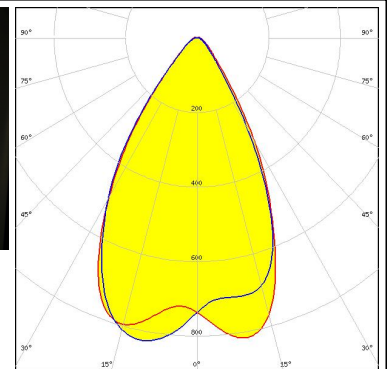

LED Fortimo FastFlex LED 2x6 DPX G4
 FWHM / FWTM 59.0° / 94.0°
 Efficiency 94 %
 Peak intensity 0.8 cd/lm
 LEDs/each optic 1
 Light colour White
 Required components:



PHOTOMETRIC DATA (MEASURED):

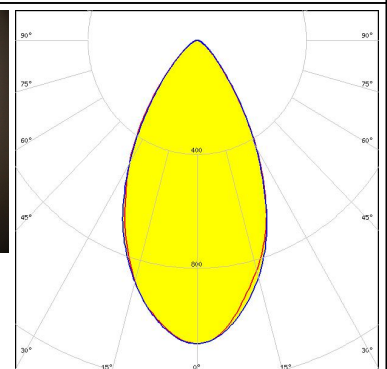

SAMSUNG

LED HiLOM RH12 (LH351C)
 FWHM / FWTM 61.0° / 89.0°
 Efficiency 94 %
 Peak intensity 0.9 cd/lm
 LEDs/each optic 1
 Light colour White
 Required components:



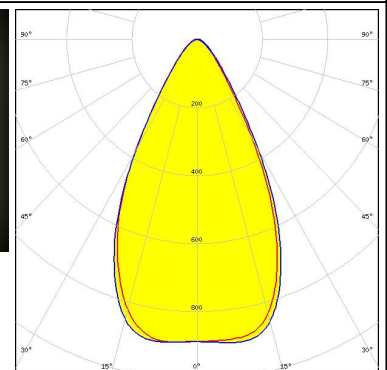

SAMSUNG

LED HiLOM RM12 ZP (LH502C)
 FWHM / FWTM 55.0° / 93.0°
 Efficiency 97 %
 Peak intensity 1.1 cd/lm
 LEDs/each optic 1
 Light colour White
 Required components:



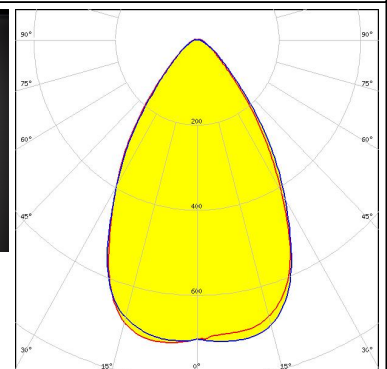
SCIOLUX

LED XLE-S22C4XTEHE (XT-E HE)
 FWHM / FWTM 56.0° / 89.0°
 Efficiency 94 %
 Peak intensity 0.9 cd/lm
 LEDs/each optic 1
 Light colour White
 Required components:


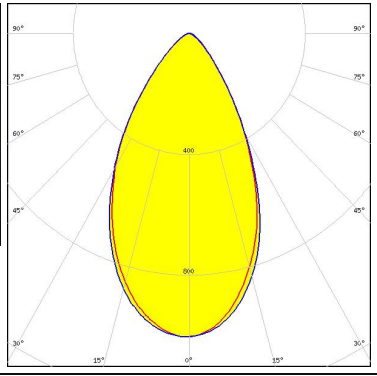

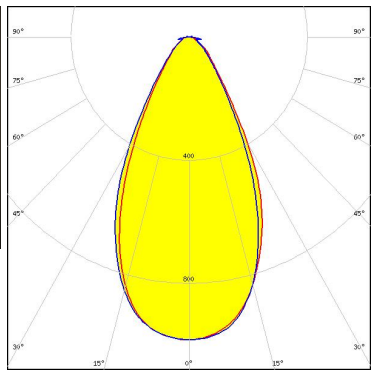

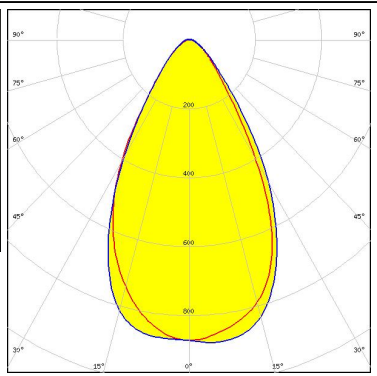

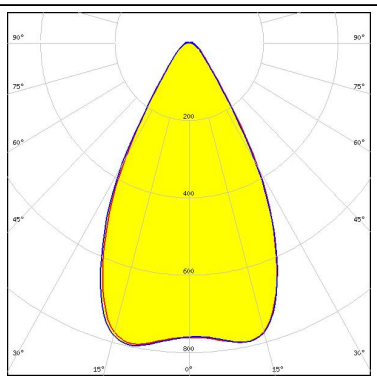


SCIOLUX


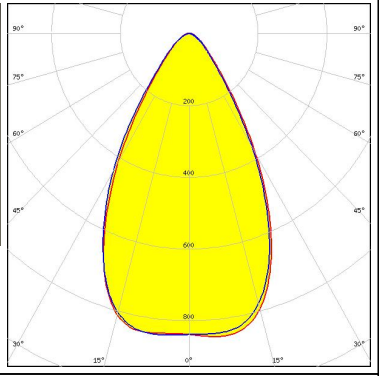

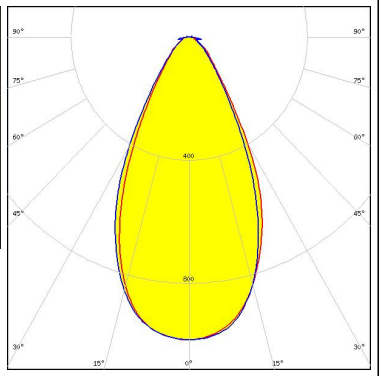

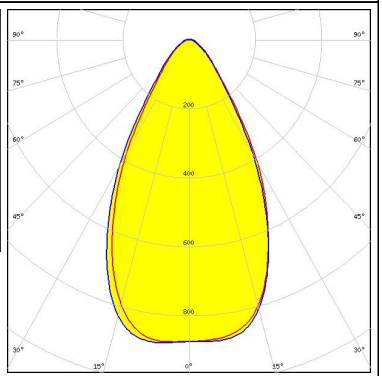

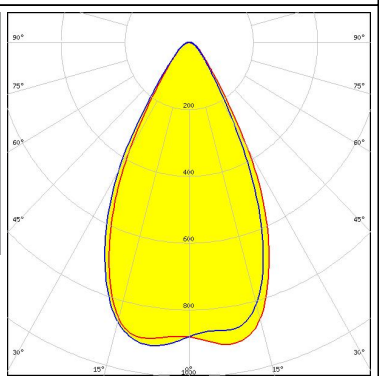
LED XLE-S26XHP35 (XHP35 HD)
 FWHM / FWTM 65.0° / 102.0°
 Efficiency 94 %
 Peak intensity 0.7 cd/lm
 LEDs/each optic 1
 Light colour White
 Required components:



PHOTOMETRIC DATA (MEASURED):

<p>SEOUL SEMICONDUCTOR</p> <p>LED 2x6 5050 module - SMJD-3625012F-XX</p> <p>FWHM / FWTM 57.0° / 95.0°</p> <p>Efficiency 94 %</p> <p>Peak intensity 1 cd/lm</p> <p>LEDs/each optic 1</p> <p>Light colour White</p> <p>Required components:</p>		
<p>SEOUL SEMICONDUCTOR</p> <p>LED SMJQ-D36W12Mx</p> <p>FWHM / FWTM 53.0° / 91.0°</p> <p>Efficiency 93 %</p> <p>Peak intensity 1 cd/lm</p> <p>LEDs/each optic 1</p> <p>Light colour White</p> <p>Required components:</p>		
<p>SEOUL SEMICONDUCTOR</p> <p>LED SMJQ-D36W12Px</p> <p>FWHM / FWTM 58.0° / 95.0°</p> <p>Efficiency 94 %</p> <p>Peak intensity 0.9 cd/lm</p> <p>LEDs/each optic 1</p> <p>Light colour White</p> <p>Required components:</p>		
<p>SEOUL SEMICONDUCTOR</p> <p>LED Z5M1/Z5M2</p> <p>FWHM / FWTM 59.0° / 87.0°</p> <p>Efficiency 94 %</p> <p>Peak intensity 0.9 cd/lm</p> <p>LEDs/each optic 1</p> <p>Light colour White</p> <p>Required components:</p>		

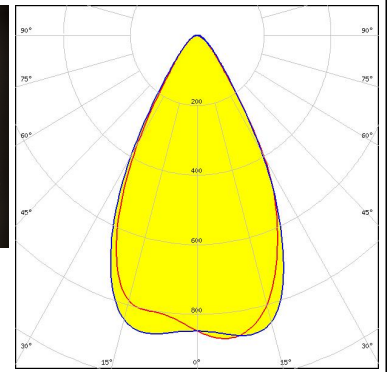

PHOTOMETRIC DATA (MEASURED):

<p>SEOUL SEMICONDUCTOR</p> <p>LED Z5M3 FWHM / FWTM 59.0° / 93.0° Efficiency 94 % Peak intensity 0.9 cd/lm LEDs/each optic 1 Light colour White Required components:</p>		
<p>SEOUL SEMICONDUCTOR</p> <p>LED Z8Y22 FWHM / FWTM 53.0° / 91.0° Efficiency 93 % Peak intensity 1 cd/lm LEDs/each optic 1 Light colour White Required components:</p>		
<p>SEOUL SEMICONDUCTOR</p> <p>LED Z8Y22P FWHM / FWTM 57.0° / 95.0° Efficiency 94 % Peak intensity 0.9 cd/lm LEDs/each optic 1 Light colour White Required components:</p>		
<p>TOSHIBA Leading Innovation >>></p> <p>LED TL1L4 FWHM / FWTM 56.0° / 85.0° Efficiency 94 % Peak intensity 1 cd/lm LEDs/each optic 1 Light colour White Required components:</p>		

PHOTOMETRIC DATA (MEASURED):

TRIDONIC

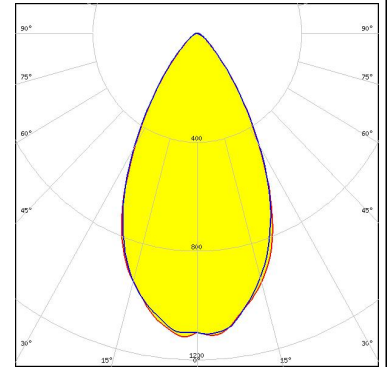
LED RLE 2x6 3000lm HP EXC2 OTD
FWHM / FWTM 57.0° / 87.0°
Efficiency 94 %
Peak intensity 0.9 cd/lm
LEDs/each optic 1
Light colour White
Required components:



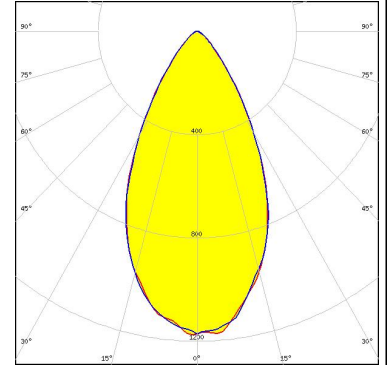
PHOTOMETRIC DATA (SIMULATED):



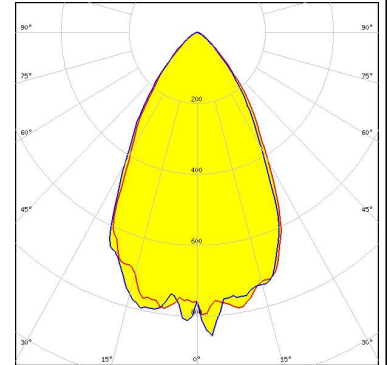
LED J Series 5050 Round LES
 FWHM / FWTM 55.0° / 86.0°
 Efficiency 94 %
 Peak intensity 1.2 cd/lm
 LEDs/each optic 1
 Light colour White
 Required components:



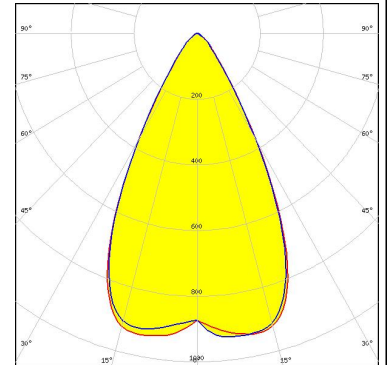
LED J Series 5050 Square LES
 FWHM / FWTM 54.0° / 88.0°
 Efficiency 97 %
 Peak intensity 1.2 cd/lm
 LEDs/each optic 1
 Light colour White
 Required components:



LED MHB-A/B
 FWHM / FWTM 60.0° / 96.0°
 Efficiency 91 %
 Peak intensity 0.9 cd/lm
 LEDs/each optic 1
 Light colour White
 Required components:



LED XB-D White
 FWHM / FWTM 52.0° / 80.0°
 Efficiency 90 %
 Peak intensity 1 cd/lm
 LEDs/each optic 1
 Light colour White
 Required components:



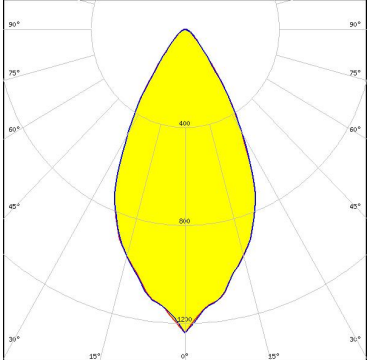
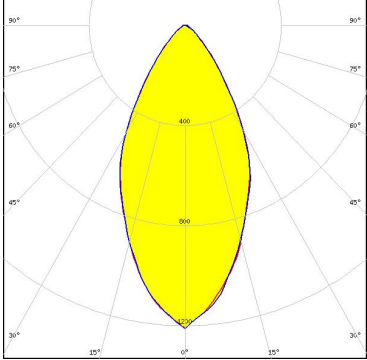
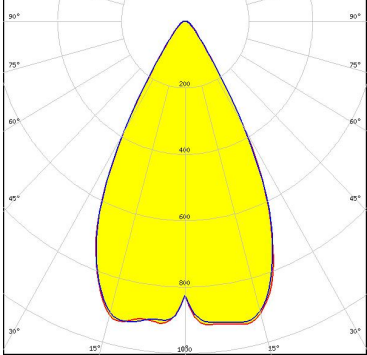
PHOTOMETRIC DATA (SIMULATED):

<p>CREE ⇄ LED</p> <p>LED: XHP35 HD FWHM / FWTM: 60.0° / 92.0° Efficiency: 94 % Peak intensity: 0.9 cd/lm LEDs/each optic: 1 Light colour: White Required components:</p>	
<p>CREE ⇄ LED</p> <p>LED: XHP35 HI FWHM / FWTM: 57.0° / 82.0° Efficiency: 94 % Peak intensity: 1 cd/lm LEDs/each optic: 1 Light colour: White Required components:</p>	
<p>CREE ⇄ LED</p> <p>LED: XM-L FWHM / FWTM: 57.0° / 85.0° Efficiency: 93 % Peak intensity: 1 cd/lm LEDs/each optic: 1 Light colour: White Required components:</p>	
<p>CREE ⇄ LED</p> <p>LED: XP-E2 FWHM / FWTM: 56.0° / 76.0° Efficiency: 94 % LEDs/each optic: 1 Light colour: White Required components:</p>	

PHOTOMETRIC DATA (SIMULATED):

<p>LUMILEDS</p> <p>LED LUXEON 5050 Round LES</p> <p>FWHM / FWTM 54.0° / 88.0°</p> <p>Efficiency 95 %</p> <p>Peak intensity 1.1 cd/lm</p> <p>LEDs/each optic 1</p> <p>Light colour White</p> <p>Required components:</p>	
<p>LUMILEDS</p> <p>LED LUXEON 5050 Square LES</p> <p>FWHM / FWTM 52.0° / 89.0°</p> <p>Efficiency 97 %</p> <p>Peak intensity 1.2 cd/lm</p> <p>LEDs/each optic 1</p> <p>Light colour White</p> <p>Required components:</p>	
<p>LUMILEDS</p> <p>LED LUXEON Rebel</p> <p>FWHM / FWTM 50.0° / 70.0°</p> <p>Efficiency 93 %</p> <p>Peak intensity 1.1 cd/lm</p> <p>LEDs/each optic 1</p> <p>Light colour White</p> <p>Required components:</p>	
<p>NICHIA</p> <p>LED NF2x757A</p> <p>FWHM / FWTM 50.0° / 76.0°</p> <p>Efficiency 93 %</p> <p>Peak intensity 1.1 cd/lm</p> <p>LEDs/each optic 1</p> <p>Light colour White</p> <p>Required components:</p>	

PHOTOMETRIC DATA (SIMULATED):

<p>NICHIA</p> <p>LED: NFMW48xA FWHM / FWTM: 55.0° / 91.0° Efficiency: 97 % Peak intensity: 1.1 cd/lm LEDs/each optic: 1 Light colour: White Required components:</p>	
<p>NICHIA</p> <p>LED: NV4WB35AM FWHM / FWTM: 54.0° / 84.0° Efficiency: 97 % Peak intensity: 1.2 cd/lm LEDs/each optic: 1 Light colour: White Required components:</p>	
<p>NICHIA</p> <p>LED: NVSxE21A FWHM / FWTM: 52.0° / 90.0° Efficiency: 95 % Peak intensity: 1.2 cd/lm LEDs/each optic: 4 Light colour: White Required components:</p>	
<p>OSRAM</p> <p>LED: PrevaLED Brick HP IP 2x6 FWHM / FWTM: 56.0° / 80.0° Efficiency: 96 % Peak intensity: 1 cd/lm LEDs/each optic: 1 Light colour: White Required components:</p>	

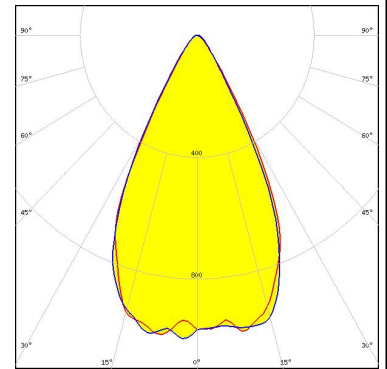
PHOTOMETRIC DATA (SIMULATED):

<p>OSRAM Opto Semiconductors</p> <p>LED OSCONIQ P 3030</p> <p>FWHM / FWTM 50.0° / 80.0°</p> <p>Efficiency 94 %</p> <p>Peak intensity 1.2 cd/lm</p> <p>LEDs/each optic 1</p> <p>Light colour White</p> <p>Required components:</p>	
<p>OSRAM Opto Semiconductors</p> <p>LED OSCONIQ P 3737 (2W version)</p> <p>FWHM / FWTM 57.0° / 79.0°</p> <p>Efficiency 94 %</p> <p>Peak intensity 1.1 cd/lm</p> <p>LEDs/each optic 1</p> <p>Light colour White</p> <p>Required components:</p>	
<p>OSRAM Opto Semiconductors</p> <p>LED OSCONIQ P 3737 (3W version)</p> <p>FWHM / FWTM 56.0° / 84.0°</p> <p>Efficiency 94 %</p> <p>Peak intensity 1.1 cd/lm</p> <p>LEDs/each optic 1</p> <p>Light colour White</p> <p>Required components:</p>	
<p>OSRAM Opto Semiconductors</p> <p>LED OSCONIQ P 3737 Flat</p> <p>FWHM / FWTM 52.0° / 80.0°</p> <p>Efficiency 97 %</p> <p>Peak intensity 1.2 cd/lm</p> <p>LEDs/each optic 1</p> <p>Light colour White</p> <p>Required components:</p>	

PHOTOMETRIC DATA (SIMULATED):

OSRAM
Opto Semiconductors

LED OSLON Square CSSRM2/CSSRM3
 FWHM / FWTM 56.0° / 78.0°
 Efficiency 94 %
 LEDs/each optic 1
 Light colour White
 Required components:

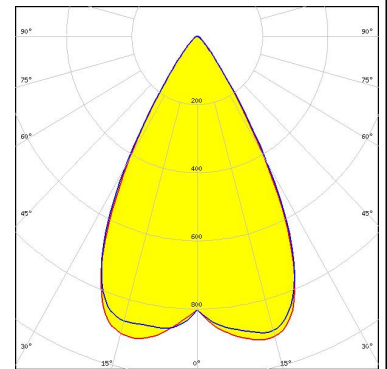


OSRAM
Opto Semiconductors

LED OSLON Square EC
 FWHM / FWTM 56.0° / 70.0°
 Efficiency 93 %
 LEDs/each optic 1
 Light colour White
 Required components:

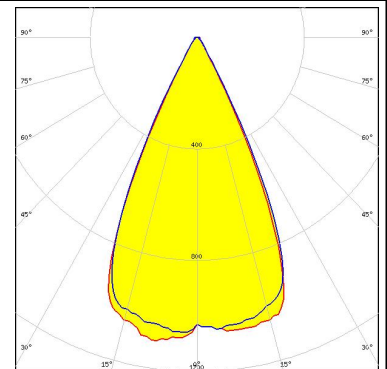
OSRAM
Opto Semiconductors

LED OSLON Square PC
 FWHM / FWTM 56.0° / 70.0°
 Efficiency 93 %
 Peak intensity 1 cd/lm
 LEDs/each optic 1
 Light colour White
 Required components:



OSRAM
Opto Semiconductors

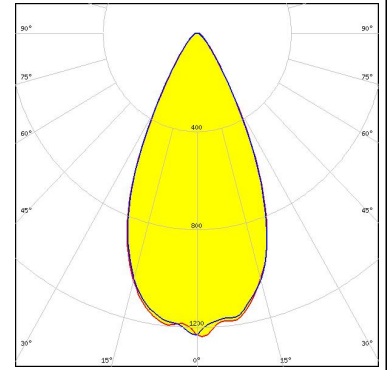
LED OSLON SSL 80
 FWHM / FWTM 52.0° / 69.0°
 Efficiency 94 %
 Peak intensity 1.2 cd/lm
 LEDs/each optic 1
 Light colour White
 Required components:



PHOTOMETRIC DATA (SIMULATED):

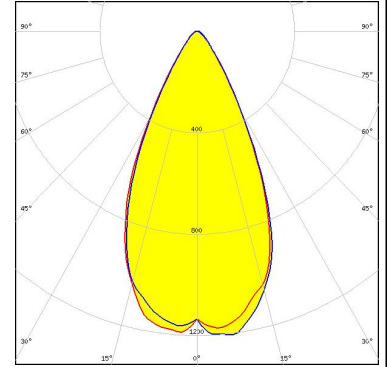
SAMSUNG

LED LH181B
FWHM / FWTM 50.0° / 78.0°
Efficiency 96 %
Peak intensity 1.2 cd/lm
LEDs/each optic 1
Light colour White
Required components:



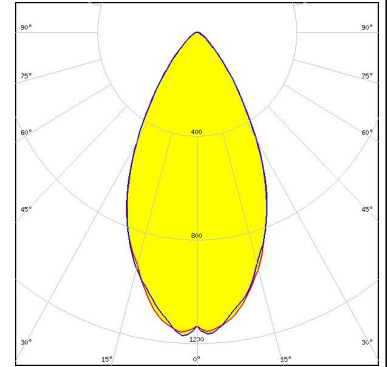
SAMSUNG

LED LH181B
FWHM / FWTM 54.0° / 80.0°
Efficiency 94 %
Peak intensity 1.2 cd/lm
LEDs/each optic 1
Light colour White
Required components:



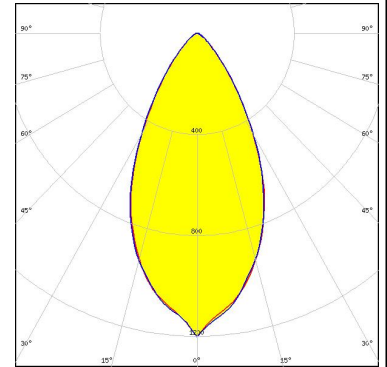
SAMSUNG

LED LH502C
FWHM / FWTM 54.0° / 90.0°
Efficiency 97 %
Peak intensity 1.2 cd/lm
LEDs/each optic 1
Light colour White
Required components:



SAMSUNG

LED LH508B
FWHM / FWTM 52.0° / 89.0°
Efficiency 94 %
Peak intensity 1.2 cd/lm
LEDs/each optic 1
Light colour White
Required components:



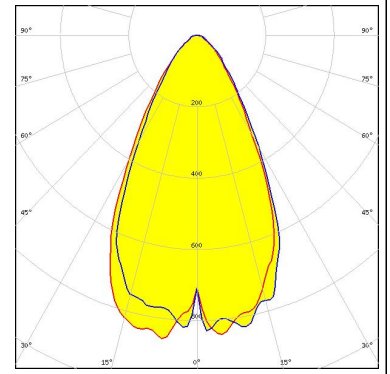
PHOTOMETRIC DATA (SIMULATED):

<p>SEOL SEOUL SEMICONDUCTOR</p> <p>LED Acrich MJT 4040</p> <p>FWHM / FWTM 52.0° / 82.0°</p> <p>Efficiency 93 %</p> <p>Peak intensity 1.2 cd/lm</p> <p>LEDs/each optic 1</p> <p>Light colour White</p> <p>Required components:</p>	
<p>SEOL SEOUL SEMICONDUCTOR</p> <p>LED Z5M</p> <p>FWHM / FWTM 50.0°</p> <p>Efficiency 94 %</p> <p>Peak intensity 1 cd/lm</p> <p>LEDs/each optic 1</p> <p>Light colour White</p> <p>Required components:</p>	
<p>SEOL SEOUL SEMICONDUCTOR</p> <p>LED Z8Y22T</p> <p>FWHM / FWTM 53.0° / 79.0°</p> <p>Efficiency 94 %</p> <p>Peak intensity 1.2 cd/lm</p> <p>LEDs/each optic 1</p> <p>Light colour White</p> <p>Required components:</p>	
<p>TOSHIBA Leading Innovation >>></p> <p>LED TL1L2</p> <p>FWHM / FWTM 55.0° / 79.0°</p> <p>Efficiency 94 %</p> <p>Peak intensity 1 cd/lm</p> <p>LEDs/each optic 1</p> <p>Light colour White</p> <p>Required components:</p>	

PHOTOMETRIC DATA (SIMULATED):

TOSHIBA
Leading Innovation >>>

LED	TL1L3
FWHM / FWTM	54.0°
Efficiency	89 %
LEDs/each optic	1
Light colour	White
Required components:	



GENERAL INFORMATION:

NOTE: The typical beam angle will be changed by different color, chip size and chip position tolerance. The typical total beam angle is the full angle measured where the luminous intensity is half of the peak value.

MATERIALS:

As part of our continuous research and improvement processes, and to ensure the best possible quality and availability of our products, LEDiL reserves the right to change material grades without notice.

PRODUCT DATA USER AGREEMENT AND DISCLAIMER:

The measured data in the provided downloadable LEDiL Product Datasheets and Mechanical 2D-Drawings is rounded and provided as reference for planning. LEDiL Oy's optical specifications have been verified by conducting performance testing of the products in accordance with the company's quality system. The reported data are averaged results of multiple measurements with typical variation. LEDiL Oy reserves the right to without prior notification make changes and improvements to its products.

LEDiL Oy assumes neither warranty, nor guarantee nor any other liability of any kind for the contents and correctness of the provided data. The provided data has been generated with highest diligence but the provided data may in reality not represent the complete possible variation range of all intrinsic parameters. Therefore, in certain cases a deviation from the provided data could occur.

LEDiL Oy reserves the right to undertake technical changes of its products without further notification which could lead to changes in the provided data. LEDiL Oy assumes no liability of any kind for the possible deviation from any provided data or any other damage resulting from the usage of the provided data.

The user agrees to this disclaimer and user agreement with the download or usage of the provided files.

LEDiL Oy

Joensuunkatu 13
FI-24240 SALO
Finland

LEDiL Inc.

228 West Page Street
Suite D
Sycamore IL 60178
USA

Ledil Optics Technology (Shenzhen) Co., Ltd.

405 , Block B
Casic Motor Building
Shenzhen 518057
P.R.CHINA

Local sales and technical support

[www.ledil.com/
where_to_buy](http://www.ledil.com/where_to_buy)

Shipping locations

Salo, Finland
Hong Kong, China

Distribution Partners

[www.ledil.com/
where_to_buy](http://www.ledil.com/where_to_buy)