

# ALUMINUM ELECTROLYTIC CAPACITORS



# LGM

Snap-in Terminal Type, 105°C Ultra-Smaller-Sized



- One rank smaller case sized than LGL.
- Suited for equipment down sizing.
- Compliant to the RoHS directive (2011/65/EU, (EU)2015/863).



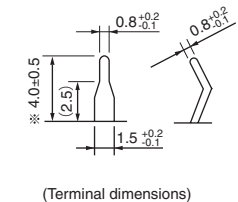
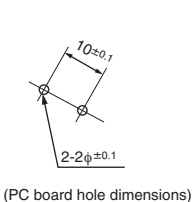
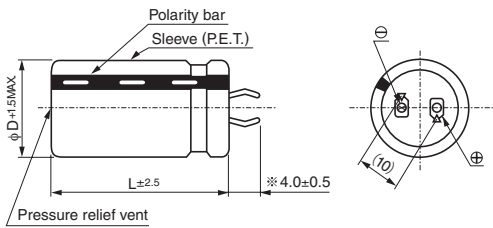
**LGM**



## Specifications

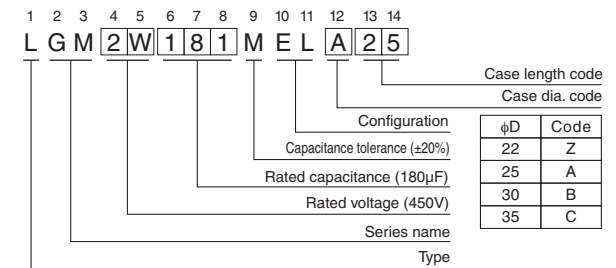
Item	Performance Characteristics	
Category Temperature Range	- 25 to +105°C	
Rated Voltage Range	450V	
Rated Capacitance Range	180 to 820μF	
Capacitance Tolerance	±20% at 120Hz, 20°C	
Leakage Current	After 5 minutes' application of rated voltage at 20°C, leakage current is not more than $3\sqrt{CV}$ (μA) or 5 mA, whichever is smaller (at 20°C).	
Tangent of loss angle (tan δ)	0.20MAX. 120Hz at 20°C	
Stability at Low Temperature	Rated voltage (V)	450
	Impedance ratio ZT/Z20(MAX.)	Z - 25°C / Z+20°C 8
Endurance	The specifications listed at right shall be met when the capacitors are restored to 20°C after D.C. bias plus rated ripple current is applied for 2000 hours at 105°C, the peak voltage shall not exceed the rated voltage.	
	Capacitance change	Within ±20% of the initial capacitance value
	tan δ	200% or less than the initial specified value
Shelf Life	After storing the capacitors under no load at 105°C for 1000 hours and then performing voltage treatment based on JIS C 5101-4 clause 4.1 at 20°C, they shall meet the characteristic requirements listed at right.	
	Capacitance change	Within ±20% of the initial capacitance value
	tan δ	200% or less than the initial specified value
Leakage current	Less than or equal to the initial specified value	
Marking	Printed with white color letter on black sleeve.	

## Drawing



\* Other terminations available upon request. Please refer to the Guidelines for Aluminum Electrolytic Capacitors.

## Type numbering system (Example : 450V 180μF)



## Dimensions

450V (2W)				
Cap. (μF)	Size φD × L(mm)	Rated ripple (mArms)	Leakage Current (mA)	Code
180	22 × 30	470	0.85	LGM2W181MELZ30
	25 × 25	470	0.85	LGM2W181MELA25
220	22 × 35	550	0.94	LGM2W221MELZ35
	25 × 30	550	0.94	LGM2W221MELA30
270	25 × 35	650	1.04	LGM2W271MELA35
	30 × 25	650	1.04	LGM2W271MELB25
330	25 × 40	750	1.15	LGM2W331MELA40
	30 × 30	730	1.15	LGM2W331MELB30
390	25 × 45	900	1.25	LGM2W391MELA45
	30 × 35	900	1.25	LGM2W391MELB35
470	30 × 40	1000	1.37	LGM2W471MELB40
	35 × 30	1000	1.37	LGM2W471MELC30
560	30 × 45	1200	1.50	LGM2W561MELB45
	35 × 35	1200	1.50	LGM2W561MELC35
680	35 × 40	1400	1.65	LGM2W681MELC40
820	35 × 45	1600	1.82	LGM2W821MELC45

Rated ripple current (mArms) at 105°C 120Hz

## Frequency coefficient of rated ripple current

Frequency (Hz)	50	60	120	300	1 k	10k	50k or more
Coefficient	0.77	0.82	1.00	1.16	1.30	1.41	1.43

Minimum order quantity : 50pcs.

CAT.8100K