



FEATURES

- Universal 85 - 305VAC or 120 - 430VDC input voltage
- Accepts AC or DC input (dual-use of same terminal)
- Operating ambient temperature range: -30°C to +70°C
- Low standby power consumption, high efficiency
- High I/O isolation test voltage up to 4000VAC
- Low ripple & noise
- Output short circuit, over-current, over-voltage protection
- IEC/EN/UL62368, EN60335, GB4943, EN61558 safety approved
- Over-voltage class III (designed to meet EN61558)
- Operating up to 5000m altitude

LM100-23Bxx series is one of Mornsun's enclosed AC-DC switching power supply. It features universal AC input and at the same time accepts DC input voltage, cost-effective, low no load power consumption, high efficiency and high reliability. These converters offer excellent EMC performance and meet IEC/EN61000-4, CISPR32/EN55032, IEC/UL/EN62368, EN60335, GB4943, EN61558 standards and they are widely used in areas of industrial, LED, street light control, electricity, security, telecommunications, smart home etc.

Selection Guide

Certification	Part No.*	Output Power (W)	Nominal Output Voltage and Current (Vo/Io)	Output Voltage Adjustable Range (V)	Efficiency at 230VAC (%) Typ.	Max. Capacitive Load (µF)
UL/CE/CB/CCC	LM100-23B05	90	5V/18A	4.5-5.5	85.5	10000
	LM100-23B12	102	12V/8.5A	10.2-13.8	87	6800
	LM100-23B15	105	15V/7.0A	13.5-18	87	3300
	LM100-23B24	108	24V/4.5A	21.6-28.8	89.5	2200
	LM100-23B36	100.8	36V/2.8A	32.4-39.6	89.5	1000
	LM100-23B48	110.4	48V/2.3A	43.2-52.8	90.5	470

Note: *Use suffix "C" for terminal with protective cover and suffix "Q" for conformal coating.

Input Specifications

Item	Operating Conditions	Min.	Typ.	Max.	Unit
Input Voltage Range	AC input	85	--	305	VAC
	DC input	120	--	430	VDC
Input Voltage Frequency		47	--	63	Hz
Input Current	115VAC	--	--	3	A
	230VAC	--	--	1.5	
Inrush Current	115VAC	--	35	--	
	230VAC	--	65	--	
Leakage Current	277VAC	<0.75mA			
Hot Plug		Unavailable			

Output Specifications

Item	Operating Conditions	Min.	Typ.	Max.	Unit
Output Voltage Accuracy	Full load range	5V	±2	--	%
		12V/15V/24V/36V/48V	±1	--	
Line Regulation	Rated load	--	±0.5	--	
Load Regulation	0% - 100% load	5V	±1	--	
		12V/15V/24V/36V/48V	--	±0.5	--

AC/DC 100W Enclosed Switching Power Supply

LM100-23Bxx, LM100-23Bxx-C, LM100-23Bxx-Q Series

MORNSUN®

Output Ripple & Noise*	20MHz bandwidth (peak-to-peak value)	5V	--	100	--	mV
		12V/15V	--	120	--	
		24V	--	150	--	
		36V/48V	--	200	--	
Temperature Coefficient			--	±0.03	--	%/°C
Minimum Load			0	--	--	%
Stand-by Power Consumption	230VAC	5V/12V/15V/24V	--	--	0.3	W
		36V/48V	--	--	0.5	
Hold-up Time	115VAC		--	10	--	ms
	230VAC		--	55	--	
Short Circuit Protection	Recovery time <5s after the short circuit disappear.		Hiccup, continuous, self-recovery			
Over-current Protection			110%-160% Io, self-recovery			
Over-voltage Protection	5V	≤7.5VDC (Output voltage turn off, hiccup or clamp)				
	12V	≤19.2VDC (Output voltage turn off, hiccup or clamp)				
	15V	≤24VDC (Output voltage turn off, hiccup or clamp)				
	24V	≤38.4VDC (Output voltage turn off, hiccup or clamp)				
	36V	≤57.6VDC (Output voltage turn off, hiccup or clamp)				
	48V	≤60VDC (Output voltage turn off, hiccup or clamp)				
Note: *The "Tip and barrel method" is used for ripple and noise test, output parallel 47uF electrolytic capacitor and 0.1uF ceramic capacitor, please refer to Enclosed Switching Power Supply Application Notes for specific information.						

General Specifications

Item	Operating Conditions			Min.	Typ.	Max.	Unit
Isolation	Input - ⊕	Electric strength test for 1min., leakage current <10mA		2000	--	--	VAC
	Input - output			4000	--	--	
	Output - ⊕			1250	--	--	
Insulation Resistance	Input - ⊕	At 500VDC		100	--	--	MΩ
	Input - output			100	--	--	
	Output - ⊕			100	--	--	
Operating Temperature				-30	--	+70	°C
Storage Temperature				-40	--	+85	
Storage Humidity	Non-condensing			10	--	95	%RH
Operating Humidity				20	--	90	
Switching Frequency				--	65	--	kHz
Power Derating	Operating temperature derating	5V output	+45°C to +70°C	1.6	--	--	% / °C
		Other output	+50°C to +70°C	2.0	--	--	
	Input voltage derating	85VAC-115VAC		0.67	--	--	%/VAC
Safety Standard				Meet IEC/EN/UL62368/EN60335/GB4943/EN61558			
Safety Certification				IEC/EN/UL62368/EN60335/GB4943/EN61558			
Safety Class				CLASS I			
MTBF	MIL-HDBK-217F@25°C			>30,000 h			

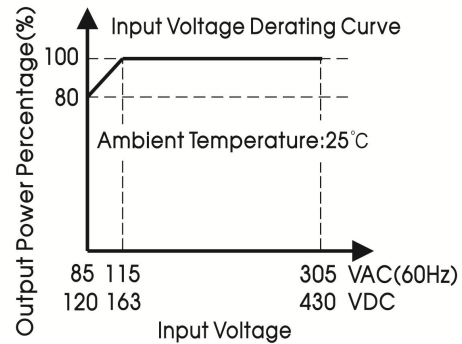
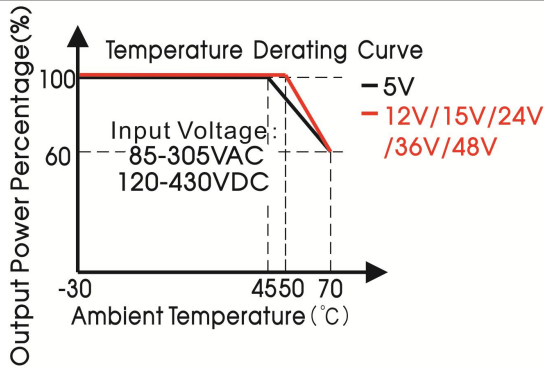
Mechanical Specifications

Case Material	Metal (AL1100, SGCC)	
Dimension	129.00 x 97.00 x 30.00mm	
Weight	325g (Typ.)	5V
	305g (Typ.)	12V/15V/24V/36V/48V
Cooling Method	Free air convection	

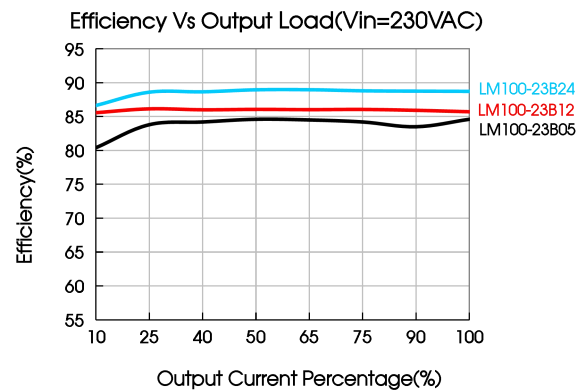
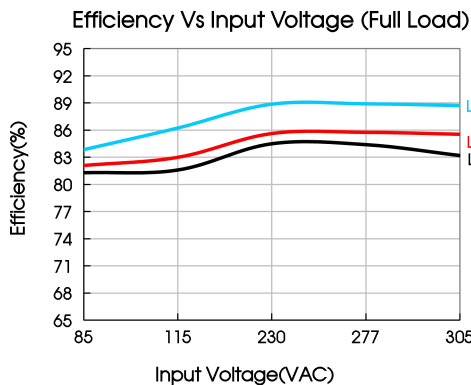
Electromagnetic Compatibility (EMC)

Emissions	CE	CISPR32/EN55032	CLASS B	
	RE	CISPR32/EN55032	CLASS B	
	Harmonic current	IEC/EN61000-3-2	CLASS A	
Immunity	ESD	IEC/EN 61000-4-2	Contact ±6KV/Air ±8KV	perf. Criteria A
	RS	IEC/EN 61000-4-3	10V/m	perf. Criteria A
	EFT	IEC/EN 61000-4-4	±2KV	perf. Criteria A
	Surge	IEC/EN 61000-4-5	line to line ±2KV/line to ground ±4KV	perf. Criteria A
	CS	IEC/EN61000-4-6	10 Vr.m.s	perf. Criteria A
	Voltage dip, short interruption and voltage variation	IEC/EN61000-4-11	0%, 70%	perf. Criteria B

Product Characteristic Curve

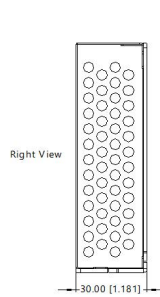
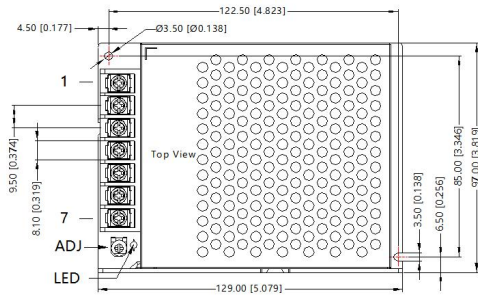


- Note: 1. With an AC input voltage between 85-115VAC and a DC input between 120-163VDC the output power must be derated as per the temperature derating curves;
2. This product is suitable for applications using natural air cooling; for applications in closed environment please consult factory or one of our FAE.



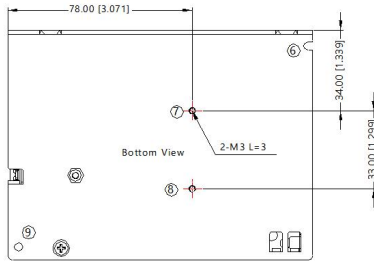
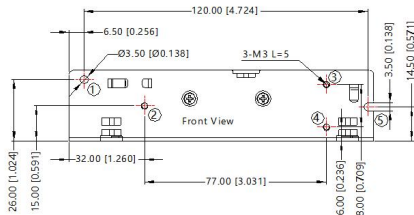
Dimensions and Recommended Layout

LM100-23Bxx, LM100-23Bxx-Q Series



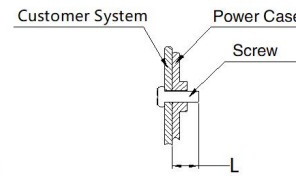
THIRD ANGLE PROJECTION

Pin-Out	
Pin	Function
1	AC(L)
2	AC(N)
3	⊕
4	-Vo
5	-Vo
6	+Vo
7	+Vo



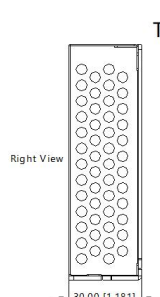
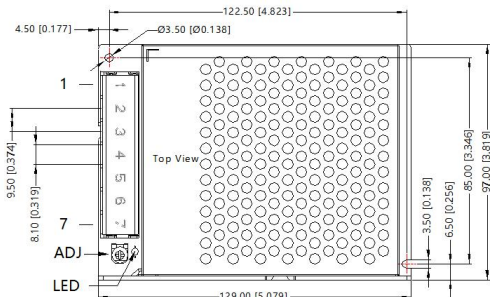
①-⑨ any position must be connected to the earth (⊕)

Position	Screw Spec.	L(max)	Torque(max)
② - ④	M3	5mm	0.4N·m
⑦ - ⑧	M3	3mm	0.4N·m



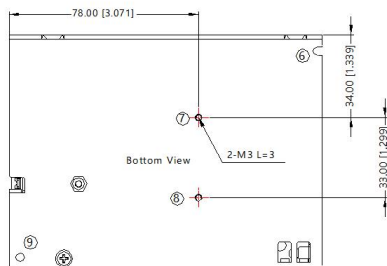
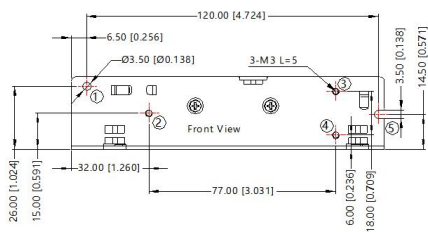
Note:
Unit: mm[inch]
Wire range: 22-12AWG
Connector tightening torque: M3.5 , 0.8N·m
General tolerances: ± 1.00[± 0.039]

LM100-23Bxx-C Series



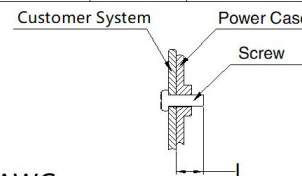
THIRD ANGLE PROJECTION

Pin-Out	
Pin	Function
1	AC(L)
2	AC(N)
3	⊕
4	-Vo
5	-Vo
6	+Vo
7	+Vo



①-⑨ any position must be connected to the earth (⊕)

Position	Screw Spec.	L(max)	Torque(max)
② - ④	M3	5mm	0.4N·m
⑦ - ⑧	M3	3mm	0.4N·m



Note:
Unit: mm[inch]
Wire range: 22-12AWG
Connector tightening torque: M3.5 , 0.8N·m
General tolerances: ± 1.00[± 0.039]

Note:

1. For additional information on Product Packaging please refer to www.mornsun-power.com. Packaging bag number: 58220120;
2. Unless otherwise specified, parameters in this datasheet were measured under the conditions of $T_a=25^{\circ}\text{C}$, humidity<75%RH with nominal input voltage and rated output load;
3. The ambient temperature derating of $5^{\circ}\text{C}/1000\text{m}$ is needed for operating altitude greater than 2000m;
4. All index testing methods in this datasheet are based on our company corporate standards;
5. In order to improve the efficiency at high input voltage, there will be audible noise generated, but it does not affect product performance and reliability;
6. We can provide product customization service, please contact our technicians directly for specific information;
7. Products are related to laws and regulations: see "Features" and "EMC";
8. The out case needs to be connected to the earth of system when the terminal equipment in operating;
9. Our products shall be classified according to ISO14001 and related environmental laws and regulations, and shall be handled by qualified units.
10. The power supply is considered a component which will be installed into a final equipment. All EMC tests should be confirmed with the final equipment. Please consult our FAE for EMC test operation instructions.

Mornsun Guangzhou Science & Technology Co., Ltd.

Address: No. 5, Kehui St. 1, Kehui Development Center, Science Ave., Guangzhou Science City, Huangpu District, Guangzhou, P. R. China

Tel: 86-20-38601850

Fax: 86-20-38601272

E-mail: info@mornsun.cn

www.mornsun-power.com