


MINIATURE ALUMINUM ELECTROLYTIC CAPACITORS



For Slim PSU, 2,000 hours at 105°C Series

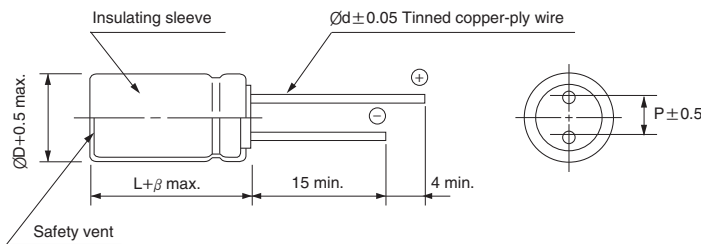
- High reliability withstanding 2,000 hours load life at 105°C
- Suitable for Slim application
- Complied to the RoHS directive



Item	Characteristics				
Operating temperature range	-40 ~ +105°C(250V), -25 ~ +105°C(350~)				
Leakage current max.	I = 0.02CV + 15μA (after 5 minutes)				
Capacitance tolerance	±20% at 120Hz, 20°C				
Dissipation factor max. (at 120Hz, 20°C)	Rated Voltage(V)	250	350	450	500
	tanδ	0.15	0.20	0.20	0.20
Low temperature characteristics (Impedance ratio at 120Hz)	WV	250	350	450	500
	Z(-25°C)/Z(+20°C)	3	8	8	8
	Z(-40°C)/Z(+20°C)	4	-	-	-
Load life (after application of the rated voltage for 2,000 hours at 105°C)	Leakage current	Less than specified value			
	Capacitance change	Within ±20% of initial value			
	tanδ	Less than 200% of specified value			
Shelf life (at 105°C)	After 1000 hours no load test, leakage current, capacitance and tanδ are same as load life value.				

● DRAWING

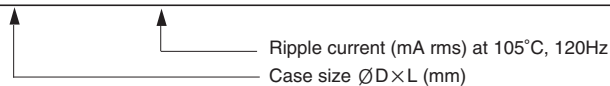
Unit : mm



ØD	8	10	12.5
P	3.5	5.0	5.0
Ød	0.6	0.6	0.6
β	1.5	2.0	

● DIMENSIONS & MAXIMUM PERMISSIBLE RIPPLE CURRENT

μF \ WV	250		350		450		500	
16			8 × 40	145	8 × 40	165	10 × 50	155
22(21)	8 × 40	150	8 × 45	180	8 × 50	210	10 × 50	230
					10 × 30	250		
39	8 × 45	215	10 × 40	350	10 × 50	375	12.5 × 50	360
47	8 × 50	250	10 × 45	380	10 × 50	410	12.5 × 50	390
53	10 × 40	375	10 × 50	395	10 × 50	520	12.5 × 60	430
56	10 × 40	395	10 × 50	405	12.5 × 40	520	12.5 × 60	460
68	10 × 40	435	12.5 × 40	495	12.5 × 50	635		
82	10 × 45	505	12.5 × 45	570	12.5 × 50	700		
100	10 × 50	585	12.5 × 50	660	12.5 × 60	720		
150	12.5 × 50	765						



● FREQUENCY COEFFICIENT OF PERMISSIBLE RIPPLE CURRENT

Frequency(Hz)	60	120	1k	10k	50k	100k≤
Coefficient	0.75	1.00	1.35	1.50	1.75	2.00

MINIATURE TYPES