




2500A~3000A Series Current Transducers

	New Model No.	Old Model No.	Primary Nominal Current	Secondary nominal output	Measuring Range	Ratio	Accuracy	Linearity	Offset of zero			Working Principle	Supply Voltage	Response Time	Isolation Voltage	Operating Temperature	Picture	Page
3000A	NACF.2500J-S5/V	NCA1J-2500A	2500A	4V	0~±5500A	/	≤±1%	≤1%	≤±20mV			Straight Amplification	±15×(1±5%)V	≤5us	5kV/50Hz/1min	-40℃→+85℃		48/ Fig. (30)
	NACL.3000E2-T2	NA3000-T	3000A	300mA	0~±5000A	1 : 10000	≤±0.2%	≤0.1%	≤±0.4mA			Magnetic Balance	±(15~24)×(1±5%)V	≤1us	12kV/50Hz/1min	-25℃→+70℃		60/ Fig. (64)
	NACF.3000P1-S5/V	NCA1Q-3000A	3000A	4V	0~±3300A	/	≤±2%	≤1%	≤±40mV			Straight Amplification	±(12~15)×(1±5%)V	≤10us	6kV/50Hz/1min	-40℃→+85℃		56/ Fig. (53)